

---

# **MadMiner Documentation**

***Release 0.4.3***

**Johann Brehmer, Felix Kling, Irina Espejo, and Kyle Cranmer**

**Jun 10, 2019**



<b>1</b>	<b>Introduction to MadMiner</b>	<b>3</b>
<b>2</b>	<b>Getting started</b>	<b>5</b>
<b>3</b>	<b>Using MadMiner</b>	<b>7</b>
<b>4</b>	<b>References</b>	<b>15</b>
<b>5</b>	<b>madminer.analysis module</b>	<b>17</b>
<b>6</b>	<b>madminer.core module</b>	<b>21</b>
<b>7</b>	<b>madminer.delphes module</b>	<b>29</b>
<b>8</b>	<b>madminer.fisherinformation module</b>	<b>35</b>
<b>9</b>	<b>madminer.lhe module</b>	<b>43</b>
<b>10</b>	<b>madminer.limits module</b>	<b>51</b>
<b>11</b>	<b>madminer.ml module</b>	<b>53</b>
<b>12</b>	<b>madminer.morphing module</b>	<b>71</b>
<b>13</b>	<b>madminer.plotting module</b>	<b>73</b>
<b>14</b>	<b>madminer.sampling module</b>	<b>79</b>
<b>15</b>	<b>Indices and tables</b>	<b>91</b>
	<b>Python Module Index</b>	<b>93</b>
	<b>Index</b>	<b>95</b>



*Johann Brehmer, Felix Kling, Irina Espejo, and Kyle Cranmer*

### **An inference toolkit for LHC measurements**

Note that this is a development version. Do not rely on anything being stable. If you have any questions, please contact us at [johann.brehmer@nyu.edu](mailto:johann.brehmer@nyu.edu).



---

## Introduction to MadMiner

---

Particle physics processes are usually modelled with complex Monte-Carlo simulations of the hard process, parton shower, and detector interactions. These simulators typically do not admit a tractable likelihood function: given a (potentially high-dimensional) set of observables, it is usually not possible to calculate the probability of these observables for some model parameters. Particle physicists usually tackle this problem of “likelihood-free inference” by hand-picking a few “good” observables or summary statistics and filling histograms of them. But this conventional approach discards the information in all other observables and often does not scale well to high-dimensional problems.

In the three publications “[Constraining Effective Field Theories With Machine Learning](#)”, “[A Guide to Constraining Effective Field Theories With Machine Learning](#)”, and “[Mining gold from implicit models to improve likelihood-free inference](#)”, a new approach has been developed. In a nut shell, additional information is extracted from the simulators. This “augmented data” can be used to train neural networks to efficiently approximate arbitrary likelihood ratios. We playfully call this process “mining gold” from the simulator, since this information may be hard to get, but turns out to be very valuable for inference.

But the gold does not have to be hard to mine. This package automates these inference strategies. It wraps around the simulators MadGraph and Pythia, with different options for the detector simulation. All steps in the analysis chain from the simulation to the extraction of the augmented data, their processing, and the training and evaluation of the neural estimators are implemented.





### 2.1 Simulator dependencies

Make sure the following tools are installed and running:

- MadGraph (we’ve tested our setup with MG5\_aMC v2.6.2 and v2.6.5). See <https://launchpad.net/mg5amcnlo> for installation instructions. Note that MadGraph requires a Fortran compiler as well as Python 2.6 or 2.7. (Note that you can still run most MadMiner analysis steps with Python 3.)
- For the analysis of systematic uncertainties, LHAPDF6 has to be installed with Python support (see also the [documentation of MadGraph’s systematics tool](#)).

For the detector simulation part, there are different options. For simple parton-level analyses, we provide a bare-bones option to calculate truth-level observables which do not require any additional packages.

We have also implemented a fast detector simulation based on Delphes with a flexible framework to calculate observables. Using this adds additional requirements:

- Pythia8 and the MG-Pythia interface, installed from within the MadGraph command line interface: execute `<MadGraph5_directory>/bin/mg5_aMC`, and then inside the MadGraph interface, run `install pythia8` and `install mg5amc_py8_interface`.
- Delphes. Again, you can (but this time you don’t have to) install it from the MadGraph command line interface with `install Delphes`.

*(These tools currently have a bug: the MG-Pythia interface and Delphes currently do not keep track of additional weights that are in the LHE file. This is not a big deal, MadMiner now offers an option to extract these weights from the LHE file. Alternatively, there is a unofficial patch for these tools that solves these issues. It is available upon request.)*

Finally, Delphes can be replaced with another detector simulation, for instance a full detector simulation based with Geant4. In this case, the user has to implement code that runs the detector simulation, calculates the observables, and stores the observables and weights in the HDF5 file. The `DelphesProcessor` and `LHEProcessor` classes might provide some guidance for this.

We’re currently working on a [reference Docker image](#) that has all these dependencies and the needed patches installed.

## 2.2 Install MadMiner

To install the MadMiner package with all its Python dependencies, run `pip install madminer`.

To get the latest development version as well as the tutorials, clone the [GitHub repository](#) and run `pip install -e .` from the repository main folder.

### 3.1 Tutorials

In our [GitHub repository](#) we provide a set of tutorials that are probably a good way to get started with MadMiner.

As a starting point, we recommend to look at a [tutorial based on a toy example](#). It demonstrates inference with MadMiner without spending much time on the more technical steps of running the simulation.

We then provide two sets of tutorials for the same real-world particle physics process. The difference between them is that the [parton-level tutorial](#) only requires running MadGraph. Instead of a proper shower and detector simulation, we describe detector effects through simple smearing functions. This reduces the runtime of the scripts quite a bit. In the [Delphes tutorial](#), we finally switch to Pythia and Delphes; this tutorial is probably best suited as a starting point for phenomenological research projects. In most other aspects, the two tutorials are identical.

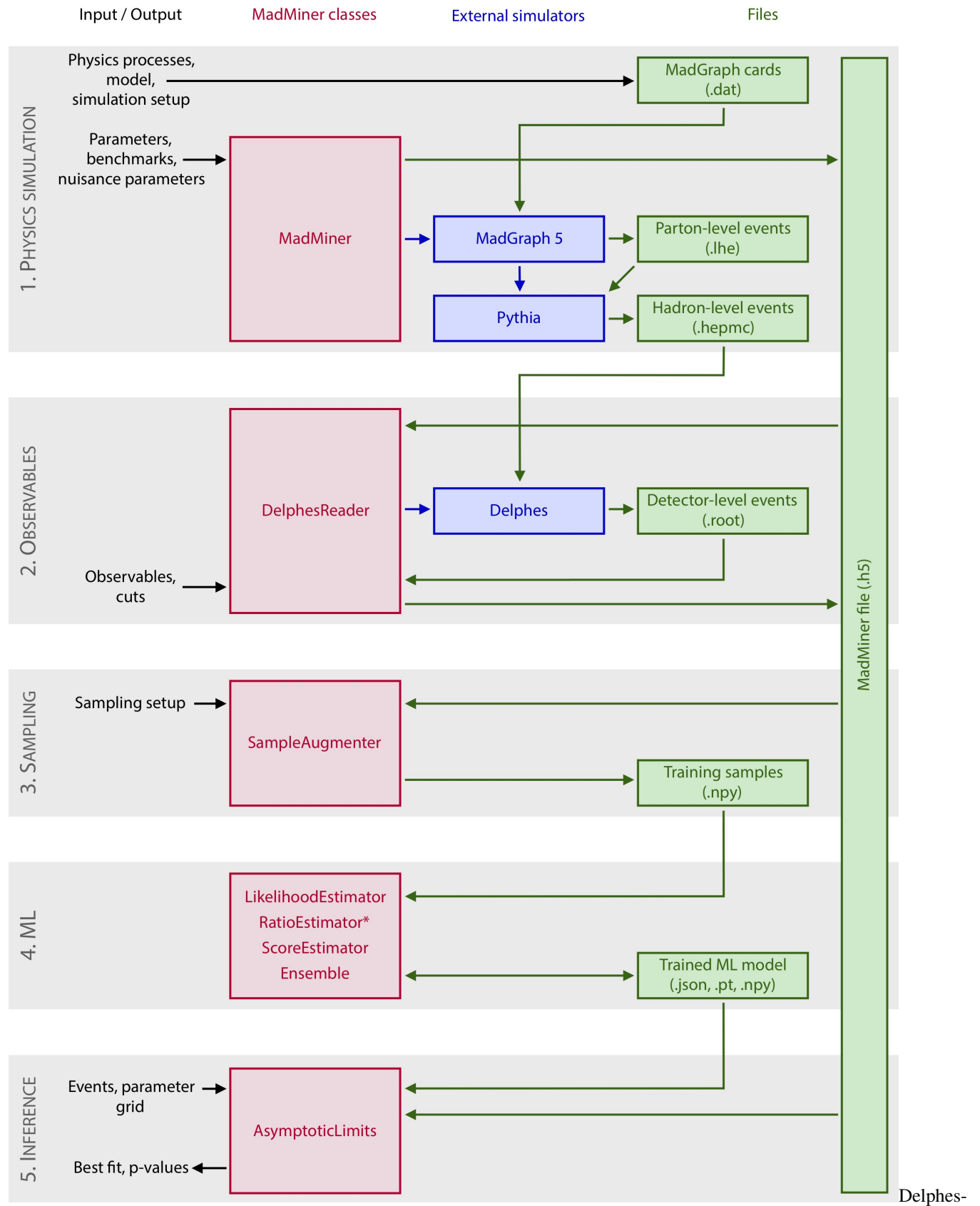
[Other provided examples](#) show MadMiner in action in different processes.

### 3.2 Typical work flows

Here we illustrate the structure of data analysis with MadMiner in three examples.



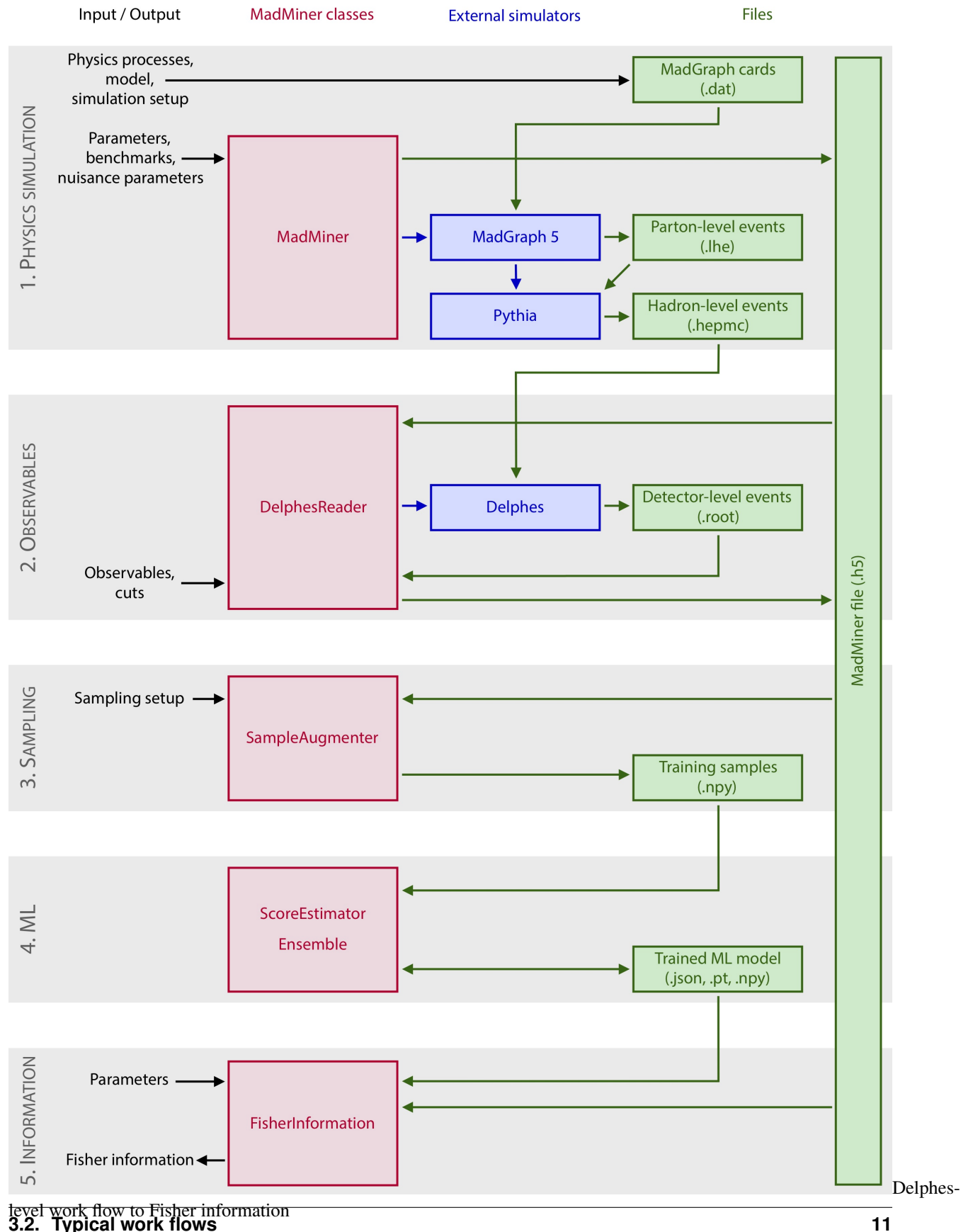
### 3.2.1 Exclusion limits



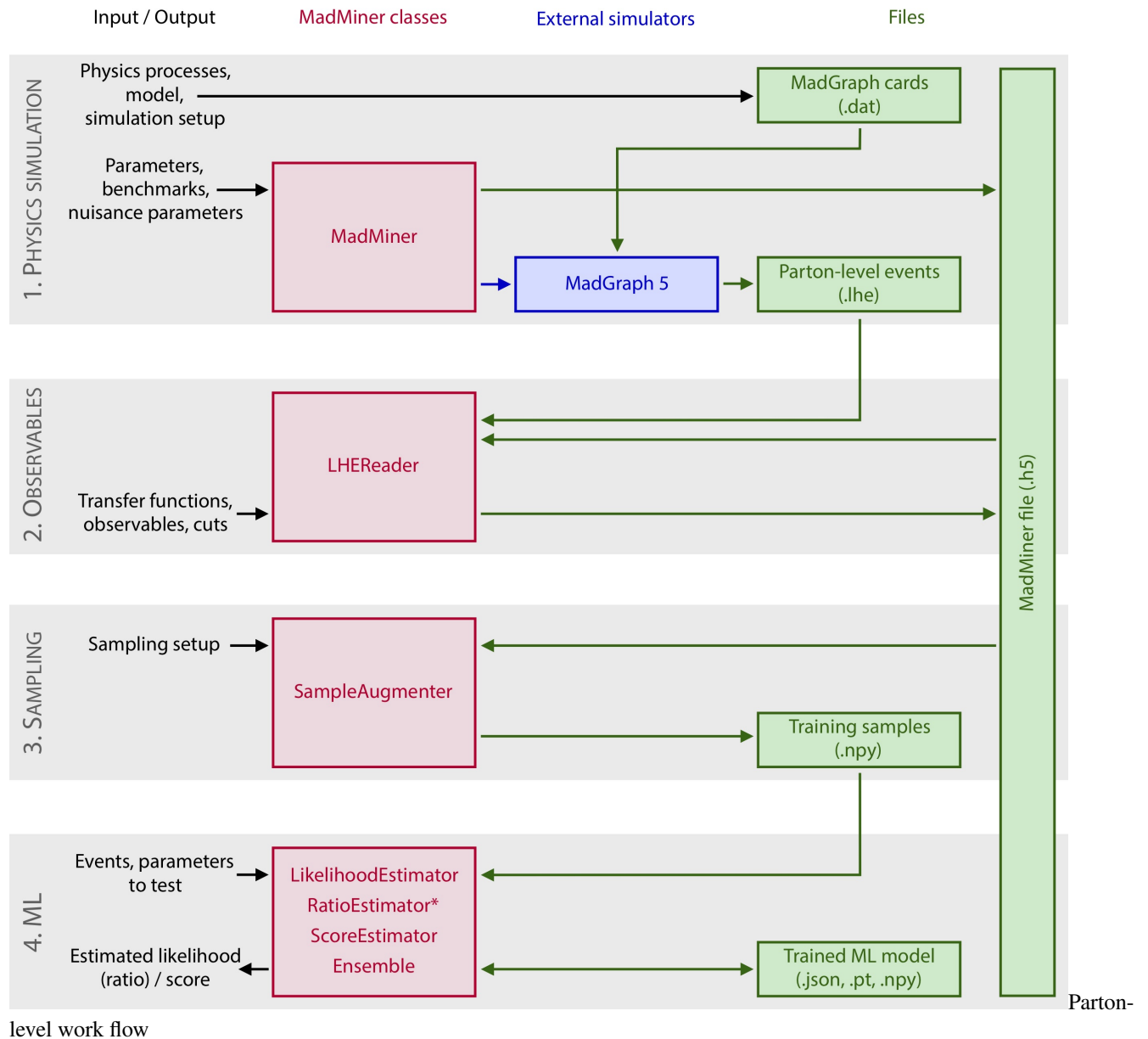
level work flow to exclusion limits  
3.2. Typical work flows



### 3.2.2 Fisher information



### 3.2.3 Parton-level analysis



### 3.3 Package structure

- `madminer.core` contains the functions to set up the process, parameter space, morphing, and to steer MadGraph and Pythia.
- `madminer.lhe` and `madminer.delphes` contain two example implementations of a detector simulation and observable calculation. This part can easily be swapped out depending on the use case.
- In `madminer.sampling`, train and test samples for the machine learning part are generated and augmented with the joint score and joint ratio.



- `madminer.ml` contains an implementation of the machine learning part. The user can train and evaluate estimators for the likelihood ratio or score.
- Finally, `madminer.fisherinformation` contains functions to calculate the Fisher information, both on parton level or detector level, in the full process, individual observables, or the total cross section.

## 3.4 Technical documentation

The madminer API is documented on here as well, just look through the pages linked on the left.



## CHAPTER 4

---

### References

---

If you use MadMiner, please cite this code as

```
@misc{MadMiner,
  author      = "Brehmer, Johann and Kling, Felix and Espejo, Irina and_
↪Cranmer, Kyle",
  title       = "{MadMiner}",
  doi         = "10.5281/zenodo.1489147",
  url         = {https://github.com/johannbrehmer/madminer}
}
```

For the inference methods, there are three main references. Two introduce most of the methods in a particle physics setting:

```
@article{Brehmer:2018kdj,
  author      = "Brehmer, Johann and Cranmer, Kyle and Louppe, Gilles and
Pavez, Juan",
  title       = "{Constraining Effective Field Theories with Machine
Learning}",
  journal     = "Phys. Rev. Lett.",
  volume      = "121",
  year        = "2018",
  number      = "11",
  pages       = "111801",
  doi         = "10.1103/PhysRevLett.121.111801",
  eprint      = "1805.00013",
  archivePrefix = "arXiv",
  primaryClass = "hep-ph",
}

@article{Brehmer:2018eca,
  author      = "Brehmer, Johann and Cranmer, Kyle and Louppe, Gilles and
Pavez, Juan",
  title       = "{A Guide to Constraining Effective Field Theories with
Machine Learning}",
```

(continues on next page)

(continued from previous page)

```
journal      = "Phys. Rev.",
volume      = "D98",
year        = "2018",
number      = "5",
pages       = "052004",
doi         = "10.1103/PhysRevD.98.052004",
eprint      = "1805.00020",
archivePrefix = "arXiv",
primaryClass = "hep-ph",
}
```

In addition, the inference techniques are discussed in a more general setting, and the SCANDAL family of methods is added in:

```
@article{Brehmer:2018hga,
  author      = "Brehmer, Johann and Louppe, Gilles and Pavez, Juan and
                Cranmer, Kyle",
  title       = "{Mining gold from implicit models to improve
                likelihood-free inference}",
  year        = "2018",
  eprint      = "1805.12244",
  archivePrefix = "arXiv",
  primaryClass = "stat.ML",
  SLACcitation = "%%CITATION = ARXIV:1805.12244;%%"
}
```

Some inference methods are introduced in other papers, including [CARL](#), [Masked Autoregressive Flows](#), and [ALICE\(S\)](#).

## 4.1 Acknowledgements

We are immensely grateful to all contributors and bug reporters! In particular, we would like to thank Zubair Bhatti, Alexander Held, and Duccio Pappadopulo. A big thanks to Lukas Heinrich for his help with workflows and Docker containers.

The SCANDAL inference method is based on [Masked Autoregressive Flows](#), and our implementation is a pyTorch port of the original code by George Papamakarios et al., which is available at <https://github.com/gpapamak/maf>.

The `setup.py` was adapted from <https://github.com/kennethreitz/setup.py>.

---

madminer.analysis module

---

```
class madminer.analysis.DataAnalyzer (filename,          disable_morphing=False,          in-
                                     include_nuisance_parameters=True)
```

Bases: object

Collects common functionality that is used when analysing data in the MadMiner file.

#### Parameters

**filename** [str] Path to MadMiner file (for instance the output of *madminer.delphes.DelphesProcessor.save()*).

**disable\_morphing** [bool, optional] If True, the morphing setup is not loaded from the file. Default value: False.

**include\_nuisance\_parameters** [bool, optional] If True, nuisance parameters are taken into account. Default value: True.

#### Methods

<code>event_loader(self[, start, end, batch_size, ...])</code>	Yields batches of events in the MadMiner file.
<code>weighted_events(self[, theta, nu, ...])</code>	Returns all events together with the benchmark weights (if theta is None) or weights for a given theta.
<code>xsec_gradients(self, thetas[, nus, events, ...])</code>	Returns the gradient of total cross sections with respect to parameters.
<code>xsecs(self[, thetas, nus, events, ...])</code>	Returns the total cross sections for benchmarks or parameter points.

```
event_loader (self, start=0, end=None, batch_size=100000, include_nuisance_parameters=None,
               generated_close_to=None, return_sampling_ids=False)
```

Yields batches of events in the MadMiner file.

#### Parameters

**start** [int, optional] First event index to load

**end** [int or None, optional] Last event index to load

**batch\_size** [int, optional] Batch size

**include\_nuisance\_parameters** [bool, optional] Whether nuisance parameter benchmarks are included in the returned data

**generated\_close\_to** [None or ndarray, optional] If None, this function yields all events. Otherwise, it just yields just the events that were generated at the closest benchmark point to a given parameter point.

**return\_sampling\_ids** [bool, optional] If True, the iterator returns the sampling IDs in addition to observables and weights.

#### Yields

**observations** [ndarray] Event data

**weights** [ndarray] Event weights

**sampling\_ids** [int] Sampling IDs (benchmark used for sampling for signal events, -1 for background events). Only returned if `return_sampling_ids = True` was set.

**weighted\_events** (*self*, *theta=None*, *nu=None*, *start\_event=None*, *end\_event=None*, *derivative=False*, *generated\_close\_to=None*)

Returns all events together with the benchmark weights (if *theta* is None) or weights for a given *theta*.

#### Parameters

**theta** [None or ndarray or str, optional] If None, the function returns all benchmark weights. If str, the function returns the weights for a given benchmark name. If ndarray, it uses morphing to calculate the weights for this value of *theta*. Default value: None.

**nu** [None or ndarray, optional] If None, the nuisance parameters are set to their nominal values. Otherwise, and if *theta* is an ndarray, sets the values of the nuisance parameters.

**start\_event** [int] Index (in the MadMiner file) of the first event to consider.

**end\_event** [int] Index (in the MadMiner file) of the last unweighted event to consider.

**derivative** [bool, optional] If True and if *theta* is not None, the derivative of the weights with respect to *theta* are returned. Default value: False.

#### Returns

**x** [ndarray] Observables with shape (*n\_unweighted\_samples*, *n\_observables*).

**weights** [ndarray] If *theta* is None and *derivative* is False, benchmark weights with shape (*n\_unweighted\_samples*, *n\_benchmarks*) in pb. If *theta* is not None and *derivative* is True, the gradient of the weight for the given parameter with respect to *theta* with shape (*n\_unweighted\_samples*, *n\_gradients*) in pb. Otherwise, weights for the given parameter *theta* with shape (*n\_unweighted\_samples*,) in pb.

**xsec\_gradients** (*self*, *thetas*, *nus=None*, *events='all'*, *test\_split=0.2*, *gradients='all'*, *batch\_size=100000*, *generated\_close\_to=None*)

Returns the gradient of total cross sections with respect to parameters.

#### Parameters

**thetas** [list of (ndarray or str), optional] If None, the function returns all benchmark cross sections. Otherwise, it returns the cross sections for a series of parameter points that are either given by their benchmark name (as a str), their benchmark index (as an int), or their parameter value (as an ndarray, using morphing). Default value: None.

**nus** [None or list of (None or ndarray), optional] If None, the nuisance parameters are set to their nominal values (0), i.e. no systematics are taken into account. Otherwise, the list has to have the same number of elements as thetas, and each entry can specify nuisance parameters at nominal value (None) or a value of the nuisance parameters (ndarray).

**test\_split** [float, optional] Fraction of events reserved for testing. Default value: 0.2.

**events** [{"train", "test", "all"}, optional] Which events to use. Default: "all".

**gradients** [{"all", "theta", "nu"}, optional] Which gradients to calculate. Default value: "all".

**batch\_size** [int, optional] Size of the batches of events that are loaded into memory at the same time. Default value: 100000.

### Returns

**xsecs\_gradients** [ndarray] Calculated cross section gradients in pb with shape (n\_gradients,).

**xsecs** (*self*, *thetas=None*, *nus=None*, *events='all'*, *test\_split=0.2*, *include\_nuisance\_benchmarks=True*, *batch\_size=100000*, *generated\_close\_to=None*)

Returns the total cross sections for benchmarks or parameter points.

### Parameters

**thetas** [None or list of (ndarray or str), optional] If None, the function returns all benchmark cross sections. Otherwise, it returns the cross sections for a series of parameter points that are either given by their benchmark name (as a str), their benchmark index (as an int), or their parameter value (as an ndarray, using morphing). Default value: None.

**nus** [None or list of (None or ndarray), optional] If None, the nuisance parameters are set to their nominal values (0), i.e. no systematics are taken into account. Otherwise, the list has to have the same number of elements as thetas, and each entry can specify nuisance parameters at nominal value (None) or a value of the nuisance parameters (ndarray).

**include\_nuisance\_benchmarks** [bool, optional] Whether to include nuisance benchmarks if thetas is None. Default value: True.

**test\_split** [float, optional] Fraction of events reserved for testing. Default value: 0.2.

**events** [{"train", "test", "all"}, optional] Which events to use. Default: "all".

**batch\_size** [int, optional] Size of the batches of events that are loaded into memory at the same time. Default value: 100000.

### Returns

**xsecs** [ndarray] Calculated cross sections in pb.

**xsec\_uncertainties** [ndarray] Cross-section uncertainties in pb. Basically calculated as  $\text{sum}(\text{weights}^{**2})^{**0.5}$ .





---

## madminer.core module

---

**class** madminer.core.**MadMiner**

Bases: object

The central class to manage parameter spaces, benchmarks, and the generation of events through MadGraph and Pythia.

An instance of this class is the starting point of most MadMiner applications. It is typically used in four steps:

- Defining the parameter space through *MadMiner.add\_parameter*
- Defining the benchmarks, i.e. the points at which the squared matrix elements will be evaluated in MadGraph, with *MadMiner.add\_benchmark()* or, if operator morphing is used, with *MadMiner.set\_benchmarks\_from\_morphing()*
- Saving this setup with *MadMiner.save()* (it can be loaded in a new instance with *MadMiner.load()*)
- Running MadGraph and Pythia with the appropriate settings with *MadMiner.run()* or *MadMiner.run\_multiple()* (the latter allows the user to combine runs from multiple run cards and sampling points)

Please see the tutorial for a hands-on introduction to its methods.

### Methods

<i>add_benchmark</i> (self, parameter_values[, ...])	Manually adds an individual benchmark, that is, a parameter point that will be evaluated by MadGraph.
<i>add_parameter</i> (self, lha_block, lha_id[, ...])	Adds an individual parameter.
<i>load</i> (self, filename[, disable_morphing])	Loads MadMiner setup from a file.
<i>run</i> (self, mg_directory, proc_card_file, ...)	High-level function that creates the the MadGraph process, all required cards, and prepares or runs the event generation for one combination of cards.

Continued on next page

Table 1 – continued from previous page

<code>run_multiple(self, mg_directory, ...[, ...])</code>	High-level function that creates the the MadGraph process, all required cards, and prepares or runs the event generation for multiple combinations of run_cards or importance samplings ( <i>sample_benchmarks</i> ).
<code>save(self, filename)</code>	Saves MadMiner setup into a file.
<code>set_benchmarks(self[, benchmarks, verbose])</code>	Manually sets all benchmarks, that is, parameter points that will be evaluated by MadGraph.
<code>set_morphing(self[, max_overall_power, ...])</code>	Sets up the morphing environment.
<code>set_parameters(self[, parameters])</code>	Manually sets all parameters, overwriting previously added parameters.
<code>set_systematics(self[, scale_variation, ...])</code>	Prepares the simulation of the effect of different nuisance parameters, including scale variations and PDF changes.

**add\_benchmark** (*self*, *parameter\_values*, *benchmark\_name=None*, *verbose=True*)

Manually adds an individual benchmark, that is, a parameter point that will be evaluated by MadGraph.

If this command is called before

#### Parameters

**parameter\_values** [dict] The keys of this dict should be the parameter names and the values the corresponding parameter values.

**benchmark\_name** [str or None, optional] Name of benchmark. If None, a default name is used. Default value: None.

**verbose** [bool, optional] If True, prints output about each benchmark. Default value: True.

#### Returns

None

#### Raises

**RuntimeError** If a benchmark with the same name already exists, if *parameter\_values* is not a dict, or if a key of *parameter\_values* does not correspond to a defined parameter.

**add\_parameter** (*self*, *lha\_block*, *lha\_id*, *parameter\_name=None*, *param\_card\_transform=None*, *morphing\_max\_power=2*, *parameter\_range=(0.0, 1.0)*)

Adds an individual parameter.

#### Parameters

**lha\_block** [str] The name of the LHA block as used in the *param\_card*. Case-sensitive.

**lha\_id** [int] The LHA id as used in the *param\_card*.

**parameter\_name** [str or None] An internal name for the parameter. If None, a the default ‘benchmark\_i’ is used.

**morphing\_max\_power** [int or tuple of int] The maximal power with which this parameter contributes to the squared matrix element of the process of interest. If a tuple is given, gives this maximal power for each of several operator configurations. Typically at tree level, this maximal number is 2 for parameters that affect one vertex (e.g. only production or only decay of a particle), and 4 for parameters that affect two vertices (e.g. production and decay). Default value: 2.

**param\_card\_transform** [None or str] Represents a one-parameter function mapping the parameter (“*theta*”) to the value that should be written in the parameter cards. This str is

parsed by Python's *eval()* function, and "*theta*" is parsed as the parameter value. Default value: None.

**parameter\_range** [tuple of float] The range of parameter values of primary interest. Only affects the basis optimization. Default value: (0., 1.).

#### Returns

None

**load** (*self*, *filename*, *disable\_morphing=False*)

Loads MadMiner setup from a file. All parameters, benchmarks, and morphing settings are overwritten. See *save* for more details.

#### Parameters

**filename** [str] Path to the MadMiner file.

**disable\_morphing** [bool, optional] If True, the morphing setup is not loaded from the file. Default value: False.

#### Returns

None

**run** (*self*, *mg\_directory*, *proc\_card\_file*, *param\_card\_template\_file*, *run\_card\_file=None*, *mg\_process\_directory=None*, *pythia8\_card\_file=None*, *sample\_benchmark=None*, *is\_background=False*, *only\_prepare\_script=False*, *ufo\_model\_directory=None*, *log\_directory=None*, *temp\_directory=None*, *initial\_command=None*, *python2\_override=False*)

High-level function that creates the the MadGraph process, all required cards, and prepares or runs the event generation for one combination of cards.

If *only\_prepare\_scripts=True*, the event generation is not run directly, but a bash script is created in *<process\_folder>/madminer/run.sh* that will start the event generation with the correct settings.

High-level function that creates the the MadGraph process, all required cards, and prepares or runs the event generation for multiple combinations of run\_cards or importance samplings (*sample\_benchmarks*).

If *only\_prepare\_scripts=True*, the event generation is not run directly, but a bash script is created in *<process\_folder>/madminer/run.sh* that will start the event generation with the correct settings.

#### Parameters

**mg\_directory** [str] Path to the MadGraph 5 base directory.

**proc\_card\_file** [str] Path to the process card that tells MadGraph how to generate the process.

**param\_card\_template\_file** [str] Path to a param card that will be used as template to create the appropriate param cards for these runs.

**run\_card\_file** [str] Paths to the MadGraph run card. If None, the default run\_card is used.

**mg\_process\_directory** [str or None, optional] Path to the MG process directory. If None, MadMiner uses *./MG\_process*. Default value: None.

**pythia8\_card\_file** [str or None, optional] Path to the MadGraph Pythia8 card. If None, the card present in the process folder is used. Default value: None.

**sample\_benchmark** [list of str or None, optional] Lists the names of benchmarks that should be used to sample events. A different sampling does not change the expected differential cross sections, but will change which regions of phase space have many events (small variance) or few events (high variance). If None, the benchmark added first is used. Default value: None.

**is\_background** [bool, optional] Should be True for background processes, i.e. process in which the differential cross section does not depend on the parameters (i.e. is the same for all benchmarks). In this case, no reweighting is run, which can substantially speed up the event generation. Default value: False.

**only\_prepare\_script** [bool, optional] If True, the event generation is not started, but instead a run.sh script is created in the process directory. Default value: False.

**only\_prepare\_script** [bool, optional] If True, MadGraph is not executed, but instead a run.sh script is created in the process directory. Default value: False.

**ufo\_model\_directory** [str or None, optional] Path to an UFO model directory that should be used, but is not yet installed in mg\_directory/models. The model will be copied to the MadGraph model directory before the process directory is generated. (Default value = None).

**log\_directory** [str or None, optional] Directory for log files with the MadGraph output. If None, ./logs is used. Default value: None.

**temp\_directory** [str or None, optional] Path to a temporary directory. If None, a system default is used. Default value: None.

**initial\_command** [str or None, optional] Initial shell commands that have to be executed before MG is run (e.g. to load a virtual environment). Default value: None.

**python2\_override** [bool, optional] If True, MadMiner explicitly calls “python2” instead of relying on the system Python version to be Python 2.6 or Python 2.7. If you use systematics, make sure that the python interface of LHAPDF was compiled with the Python version you are using. Default: False.

## Returns

None

```
run_multiple(self, mg_directory, proc_card_file, param_card_template_file, run_card_files,
              mg_process_directory=None, pythia8_card_file=None, sample_benchmarks=None,
              is_background=False, only_prepare_script=False, ufo_model_directory=None,
              log_directory=None, temp_directory=None, initial_command=None,
              python2_override=False)
```

High-level function that creates the the MadGraph process, all required cards, and prepares or runs the event generation for multiple combinations of run\_cards or importance samplings (*sample\_benchmarks*).

If *only\_prepare\_scripts=True*, the event generation is not run directly, but a bash script is created in *<process\_folder>/madminer/run.sh* that will start the event generation with the correct settings.

## Parameters

**mg\_directory** [str] Path to the MadGraph 5 base directory.

**proc\_card\_file** [str] Path to the process card that tells MadGraph how to generate the process.

**param\_card\_template\_file** [str] Path to a param card that will be used as template to create the appropriate param cards for these runs.

**run\_card\_files** [list of str] Paths to the MadGraph run card.

**mg\_process\_directory** [str or None, optional] Path to the MG process directory. If None, MadMiner uses ./MG\_process. Default value: None.

**pythia8\_card\_file** [str, optional] Path to the MadGraph Pythia8 card. If None, the card present in the process folder is used. Default value: None.

**sample\_benchmarks** [list of str or None, optional] Lists the names of benchmarks that should be used to sample events. A different sampling does not change the expected differential cross sections, but will change which regions of phase space have many events (small variance) or few events (high variance). If None, a run is started for each of the benchmarks, which should map out all regions of phase space well. Default value: None.

**is\_background** [bool, optional] Should be True for background processes, i.e. process in which the differential cross section does not depend on the parameters (i.e. is the same for all benchmarks). In this case, no reweighting is run, which can substantially speed up the event generation. Default value: False.

**only\_prepare\_script** [bool, optional] If True, the event generation is not started, but instead a run.sh script is created in the process directory. Default value: False.

**only\_prepare\_script** [bool, optional] If True, MadGraph is not executed, but instead a run.sh script is created in the process directory. Default value: False.

**ufo\_model\_directory** [str or None, optional] Path to an UFO model directory that should be used, but is not yet installed in mg\_directory/models. The model will be copied to the MadGraph model directory before the process directory is generated. (Default value = None)

**log\_directory** [str or None, optional] Directory for log files with the MadGraph output. If None, ./logs is used. Default value: None.

**temp\_directory** [str or None, optional] Path to a temporary directory. If None, a system default is used. Default value: None.

**initial\_command** [str or None, optional] Initial shell commands that have to be executed before MG is run (e.g. to load a virtual environment). Default value: None.

**python2\_override** [bool, optional] If True, MadMiner explicitly calls “python2” instead of relying on the system Python version to be Python 2.6 or Python 2.7. If you use systematics, make sure that the python interface of LHAPDF was compiled with the Python version you are using. Default: False.

## Returns

None

**save** (*self*, *filename*)

Saves MadMiner setup into a file.

The file format follows the HDF5 standard. The saved information includes:

- the parameter definitions,
- the benchmark points,
- the systematics setup (if defined), and
- the morphing setup (if defined).

This file is an important input to later stages in the analysis chain, including the processing of generated events, extraction of training samples, and calculation of Fisher information matrices. In these downstream tasks, additional information will be written to the MadMiner file, including the observations and event weights.

## Parameters

**filename** [str] Path to the MadMiner file.

## Returns

None

**set\_benchmarks** (*self*, *benchmarks=None*, *verbose=True*)

Manually sets all benchmarks, that is, parameter points that will be evaluated by MadGraph. Calling this function overwrites all previously defined benchmarks.

#### Parameters

**benchmarks** [dict or list or None, optional] Specifies all benchmarks. If None, all benchmarks are reset. If dict, the keys are the benchmark names and the values are dicts of the form {parameter\_name:value}. If list, the entries are dicts {parameter\_name:value} (and the benchmark names are chosen automatically). Default value: None.

**verbose** [bool, optional] If True, prints output about each benchmark. Default value: True.

#### Returns

None

**set\_morphing** (*self*, *max\_overall\_power=4*, *n\_bases=1*, *include\_existing\_benchmarks=True*, *n\_trials=100*, *n\_test\_thetas=100*)

Sets up the morphing environment.

Sets benchmarks, i.e. parameter points that will be evaluated by MadGraph, for a morphing algorithm, and calculates all information required for morphing. Morphing is a technique that allows MadMax to infer the full probability distribution  $p(x_i | \theta)$  for each simulated event  $x_i$  and any  $\theta$ , not just the benchmarks.

The morphing basis is optimized with respect to the expected mean squared morphing weights over the parameter region of interest. If *keep\_existing\_benchmarks=True*, benchmarks defined previously will be incorporated in the morphing basis and only the remaining basis points will be optimized.

Note that any subsequent call to *set\_benchmarks* or *add\_benchmark* will overwrite the morphing setup. The correct order is therefore to manually define benchmarks first, using *set\_benchmarks* or *add\_benchmark*, and then to create the morphing setup and complete the basis by calling *set\_benchmarks\_from\_morphing(keep\_existing\_benchmarks=True)*.

#### Parameters

**max\_overall\_power** [int or tuple of int, optional] The maximal sum of powers of all parameters contributing to the squared matrix element. If a tuple is given, gives the maximal sum of powers for each of several operator configurations (see *add\_parameter*). Typically, if parameters can affect the couplings at  $n$  vertices, this number is  $2n$ . Default value: 4.

**n\_bases** [int, optional] The number of morphing bases generated. If  $n\_bases > 1$ , multiple bases are combined, and the weights for each basis are reduced by a factor  $1 / n\_bases$ . Currently only the default choice of 1 is fully implemented. Do not use any other value for now. Default value: 1.

**include\_existing\_benchmarks** [bool, optional] If True, the previously defined benchmarks are included in the morphing basis. In that case, the number of free parameters in the optimization routine is reduced. If False, the existing benchmarks will still be simulated, but are not part of the morphing routine. Default value: True.

**n\_trials** [int, optional] Number of random basis configurations tested in the optimization procedure. A larger number will increase the run time of the optimization, but lead to better results. Default value: 100.

**n\_test\_thetas** [int, optional] Number of random parameter points used to evaluate the expected mean squared morphing weights. A larger number will increase the run time of the optimization, but lead to better results. Default value: 100.

#### Returns

None

**set\_parameters** (*self*, *parameters=None*)

Manually sets all parameters, overwriting previously added parameters.

#### Parameters

**parameters** [dict or list or None, optional] If parameters is None, resets parameters. If parameters is a dict, the keys should be str and give the parameter names, and the values are tuples of the form (LHA\_block, LHA\_ID, morphing\_max\_power, param\_min, param\_max) or of the form (LHA\_block, LHA\_ID). If parameters is a list, the items should be tuples of the form (LHA\_block, LHA\_ID). Default value: None.

#### Returns

None

**set\_systematics** (*self*, *scale\_variation=None*, *scales='together'*, *pdf\_variation=None*)

Prepares the simulation of the effect of different nuisance parameters, including scale variations and PDF changes.

#### Parameters

**scale\_variation** [None or tuple of float, optional] If not None, the regularization and / or factorization scales are varied. A tuple like (0.5,1.,2.) specifies the factors with which they are varied. Default value: None.

**scales** [{“together”, “independent”, “mur”, “muf”}, optional] Whether only the regularization scale (“mur”), only the factorization scale (“muf”), both simultaneously (“together”) or both independently (“independent”) are varied. Default value: “together”.

**pdf\_variation** [None or str, optional] If not None, the PDFs are varied. The option is passed along to the *-pdf* option of MadGraph’s systematics module. See <https://cp3.irmp.ucl.ac.be/projects/madgraph/wiki/Systematics> for a list. The option “CT10” would, as an example, run over all the eigenvectors of the CTEQ10 set.

#### Returns

None





---

## madminer.delphes module

---

**class** madminer.delphes.DelphesReader (filename)

Bases: object

Detector simulation with Delphes and simple calculation of observables.

After setting up the parameter space and benchmarks and running MadGraph and Pythia, all of which is organized in the madminer.core.MadMiner class, the next steps are the simulation of detector effects and the calculation of observables. Different tools can be used for these tasks, please feel free to implement the detector simulation and analysis routine of your choice.

This class provides an example implementation based on Delphes. Its workflow consists of the following steps:

- Initializing the class with the filename of a MadMiner HDF5 file (the output of *madminer.core.MadMiner.save()*)
- Adding one or multiple event samples produced by MadGraph and Pythia in *DelphesProcessor.add\_sample()*.
- Running Delphes on the samples that require it through *DelphesProcessor.run\_delphes()*.
- Optionally, acceptance cuts for all visible particles can be defined with *DelphesProcessor.set\_acceptance()*.
- Defining observables through *DelphesProcessor.add\_observable()* or *DelphesProcessor.add\_observable\_from\_function()*. A simple set of default observables is provided in *DelphesProcessor.add\_default\_observables()*
- Optionally, cuts can be set with *DelphesProcessor.add\_cut()*
- Calculating the observables from the Delphes ROOT files with *DelphesProcessor.analyse\_delphes\_samples()*
- Saving the results with *DelphesProcessor.save()*

Please see the tutorial for a detailed walk-through.

### Parameters

**filename** [str or None, optional] Path to MadMiner file (the output of *madminer.core.MadMiner.save()*). Default value: None.

## Methods

<code>add_cut(self, definition[, pass_if_not_parsed])</code>	Adds a cut as a string that can be parsed by Python's <i>eval()</i> function and returns a bool.
<code>add_default_observables(self[, ...])</code>	Adds a set of simple standard observables: the four-momenta (parameterized as E, pT, eta, phi) of the hardest visible particles, and the missing transverse energy.
<code>add_observable(self, name, definition[, ...])</code>	Adds an observable as a string that can be parsed by Python's <i>eval()</i> function.
<code>add_observable_from_function(self, name, fn)</code>	Adds an observable defined through a function.
<code>add_sample(self, hepmc_filename, ...[, ...])</code>	Adds a sample of simulated events.
<code>analyse_delphes_samples(self[, ...])</code>	Main function that parses the Delphes samples (ROOT files), checks acceptance and cuts, and extracts the observables and weights.
<code>reset_cuts(self)</code>	Resets all cuts.
<code>reset_observables(self)</code>	Resets all observables.
<code>run_delphes(self, delphes_directory, ...[, ...])</code>	Runs the fast detector simulation Delphes on all HepMC samples added so far for which it hasn't been run yet.
<code>save(self, filename_out)</code>	Saves the observable definitions, observable values, and event weights in a MadMiner file.
<code>set_acceptance(self[, pt_min_e, pt_min_mu, ...])</code>	Sets acceptance cuts for all visible particles.

**add\_cut** (*self*, *definition*, *pass\_if\_not\_parsed=False*)

Adds a cut as a string that can be parsed by Python's *eval()* function and returns a bool.

## Parameters

**definition** [str] An expression that can be parsed by Python's *eval()* function and returns a bool: True for the event to pass this cut, False for it to be rejected. In the definition, all visible particles can be used: *e*, *mu*, *j*, *a*, and *l* provide lists of electrons, muons, jets, photons, and leptons (electrons and muons combined), in each case sorted by descending transverse momentum. *met* provides a missing ET object. *visible* and *all* provide access to the sum of all visible particles and the sum of all visible particles plus MET, respectively. All these objects are instances of *MadMinerParticle*, which inherits from scikit-hep's [LorentzVector](<http://scikit-hep.org/api/math.html#vector-classes>). See the link for a documentation of their properties. In addition, *MadMinerParticle* have properties *charge* and *pdg\_id*, which return the charge in units of elementary charges (i.e. an electron has *e[0].charge = -1.*), and the PDG particle ID. For instance, "*len(e) >= 2*" requires at least two electrons passing the acceptance cuts, while "*mu[0].charge > 0.*" specifies that the hardest muon is positively charged.

**pass\_if\_not\_parsed** [bool, optional] Whether the cut is passed if the observable cannot be parsed. Default value: False.

## Returns

None

**add\_default\_observables** (*self*, *n\_leptons\_max*=2, *n\_photons\_max*=2, *n\_jets\_max*=2, *include\_met*=True, *include\_visible\_sum*=True, *include\_numbers*=True, *include\_charge*=True)

Adds a set of simple standard observables: the four-momenta (parameterized as E, pT, eta, phi) of the hardest visible particles, and the missing transverse energy.

#### Parameters

**n\_leptons\_max** [int, optional] Number of hardest leptons for which the four-momenta are saved. Default value: 2.

**n\_photons\_max** [int, optional] Number of hardest photons for which the four-momenta are saved. Default value: 2.

**n\_jets\_max** [int, optional] Number of hardest jets for which the four-momenta are saved. Default value: 2.

**include\_met** [bool, optional] Whether the missing energy observables are stored. Default value: True.

**include\_visible\_sum** [bool, optional] Whether observables characterizing the sum of all particles are stored. Default value: True.

**include\_numbers** [bool, optional] Whether the number of leptons, photons, and jets is saved as observable. Default value: True.

**include\_charge** [bool, optional] Whether the lepton charge is saved as observable. Default value: True.

#### Returns

None

**add\_observable** (*self*, *name*, *definition*, *required*=False, *default*=None)

Adds an observable as a string that can be parsed by Python's *eval()* function.

#### Parameters

**name** [str] Name of the observable. Since this name will be used in *eval()* calls for cuts, this should not contain spaces or special characters.

**definition** [str] An expression that can be parsed by Python's *eval()* function. As objects, the visible particles can be used: *e*, *mu*, *j*, *a*, and *l* provide lists of electrons, muons, jets, photons, and leptons (electrons and muons combined), in each case sorted by descending transverse momentum. *met* provides a missing ET object. *visible* and *all* provide access to the sum of all visible particles and the sum of all visible particles plus MET, respectively. All these objects are instances of *MadMinerParticle*, which inherits from scikit-hep's [LorentzVector](<http://scikit-hep.org/api/math.html#vector-classes>). See the link for a documentation of their properties. In addition, *MadMinerParticle* have properties *charge* and *pdg\_id*, which return the charge in units of elementary charges (i.e. an electron has *e[0].charge = -1.*), and the PDG particle ID. For instance, "*abs(j[0].phi() - j[1].phi())*" defines the azimuthal angle between the two hardest jets.

**required** [bool, optional] Whether the observable is required. If True, an event will only be retained if this observable is successfully parsed. For instance, any observable involving "*j[1]*" will only be parsed if there are at least two jets passing the acceptance cuts. Default value: False.

**default** [float or None, optional] If *required*=False, this is the placeholder value for observables that cannot be parsed. None is replaced with *np.nan*. Default value: None.

#### Returns

None

**add\_observable\_from\_function** (*self, name, fn, required=False, default=None*)

Adds an observable defined through a function.

#### Parameters

**name** [str] Name of the observable. Since this name will be used in *eval()* calls for cuts, this should not contain spaces or special characters.

**fn** [function] A function with signature *observable(leptons, photons, jets, met)* where the input arguments are lists of *MadMinerParticle* instances and a float is returned. The function should raise a *RuntimeError* to signal that it is not defined.

**required** [bool, optional] Whether the observable is required. If True, an event will only be retained if this observable is successfully parsed. For instance, any observable involving “*jj11*” will only be parsed if there are at least two jets passing the acceptance cuts. Default value: False.

**default** [float or None, optional] If *required=False*, this is the placeholder value for observables that cannot be parsed. None is replaced with *np.nan*. Default value: None.

#### Returns

None

**add\_sample** (*self, hepmc\_filename, sampled\_from\_benchmark, is\_background=False, delphes\_filename=None, lhe\_filename=None, k\_factor=1.0, weights='lhe'*)

Adds a sample of simulated events. A HepMC file (from Pythia) has to be provided always, since some relevant information is only stored in this file. The user can optionally provide a Delphes file, in this case *run\_delphes()* does not have to be called.

By default, the weights are read out from the Delphes file and their names from the HepMC file. There are some issues with current MadGraph versions that lead to Pythia not storing the weights. As work-around, MadMiner supports reading weights from the LHE file (the observables still come from the Delphes file). To enable this, use *weights="lhe"*.

#### Parameters

**hepmc\_filename** [str] Path to the HepMC event file (with extension ‘.hepmc’ or ‘.hepmc.gz’).

**sampled\_from\_benchmark** [str] Name of the benchmark that was used for sampling in this event file (the keyword *sample\_benchmark* of *madminer.core.MadMiner.run()*).

**is\_background** [bool, optional] Whether the sample is a background sample (i.e. without benchmark reweighting).

**delphes\_filename** [str or None, optional] Path to the Delphes event file (with extension ‘.root’). If None, the user has to call *run\_delphes()*, which will create this file. Default value: None.

**lhe\_filename** [None or str, optional] Path to the LHE event file (with extension ‘.lhe’ or ‘.lhe.gz’). This is only needed if *weights* is “*lhe*”.

**k\_factor** [float, optional] Multiplies the cross sections found in the sample. Default value: 1.

**weights** [{“delphes”, “lhe”}, optional] If “delphes”, the weights are read out from the Delphes ROOT file, and their names are taken from the HepMC file. If “lhe” (and *lhe\_filename* is not None), the weights are taken from the LHE file (and matched with the observables from the Delphes ROOT file). The “delphes” behaviour is generally better as it minimizes the risk of mismatching observables and weights, but for some MadGraph

and Delphes versions there are issues with weights not being saved in the HepMC and Delphes ROOT files. In this case, setting weights to “lhe” and providing the unweighted LHE file from MadGraph may be an easy fix. Default value: “lhe”.

#### Returns

None

**analyse\_delphes\_samples** (*self*, *generator\_truth=False*, *delete\_delphes\_files=False*, *reference\_benchmark=None*, *parse\_lhe\_events\_as\_xml=True*)

Main function that parses the Delphes samples (ROOT files), checks acceptance and cuts, and extracts the observables and weights.

#### Parameters

**generator\_truth** [bool, optional] If True, the generator truth information (as given out by Pythia) will be parsed. Detector resolution or efficiency effects will not be taken into account.

**delete\_delphes\_files** [bool, optional] If True, the Delphes ROOT files will be deleted after extracting the information from them. Default value: False.

**reference\_benchmark** [str or None, optional] The weights at the nuisance benchmarks will be rescaled to some reference theta benchmark:  $d\sigma(x|\theta_{\text{sampling}}(x), \nu) \rightarrow d\sigma(x|\theta_{\text{ref}}, \nu) = d\sigma(x|\theta_{\text{sampling}}(x), \nu) * d\sigma(x|\theta_{\text{ref}}, 0) / d\sigma(x|\theta_{\text{sampling}}(x), 0)$ . This sets the name of the reference benchmark. If None, the first one will be used. Default value: None.

**parse\_lhe\_events\_as\_xml** [bool, optional] Decides whether the LHE events are parsed with an XML parser (more robust, but slower) or a text parser (less robust, faster). Default value: True.

#### Returns

None

**reset\_cuts** (*self*)

Resets all cuts.

**reset\_observables** (*self*)

Resets all observables.

**run\_delphes** (*self*, *delphes\_directory*, *delphes\_card*, *initial\_command=None*, *log\_file=None*)

Runs the fast detector simulation Delphes on all HepMC samples added so far for which it hasn't been run yet.

#### Parameters

**delphes\_directory** [str] Path to the Delphes directory.

**delphes\_card** [str] Path to a Delphes card.

**initial\_command** [str or None, optional] Initial bash commands that have to be executed before Delphes is run (e.g. to load the correct virtual environment). Default value: None.

**log\_file** [str or None, optional] Path to log file in which the Delphes output is saved. Default value: None.

#### Returns

None

**save** (*self*, *filename\_out*)

Saves the observable definitions, observable values, and event weights in a MadMiner file. The parameter,

benchmark, and morphing setup is copied from the file provided during initialization. Nuisance benchmarks found in the HepMC file are added.

#### Parameters

**filename\_out** [str] Path to where the results should be saved.

#### Returns

None

**set\_acceptance** (*self*, *pt\_min\_e=None*, *pt\_min\_mu=None*, *pt\_min\_a=None*, *pt\_min\_j=None*, *eta\_max\_e=None*, *eta\_max\_mu=None*, *eta\_max\_a=None*, *eta\_max\_j=None*)

Sets acceptance cuts for all visible particles. These are taken into account before observables and cuts are calculated.

#### Parameters

**pt\_min\_e** [float or None, optional] Minimum electron transverse momentum in GeV. None means no acceptance cut. Default value: None.

**pt\_min\_mu** [float or None, optional] Minimum muon transverse momentum in GeV. None means no acceptance cut. Default value: None.

**pt\_min\_a** [float or None, optional] Minimum photon transverse momentum in GeV. None means no acceptance cut. Default value: None.

**pt\_min\_j** [float or None, optional] Minimum jet transverse momentum in GeV. None means no acceptance cut. Default value: None.

**eta\_max\_e** [float or None, optional] Maximum absolute electron pseudorapidity. None means no acceptance cut. Default value: None.

**eta\_max\_mu** [float or None, optional] Maximum absolute muon pseudorapidity. None means no acceptance cut. Default value: None.

**eta\_max\_a** [float or None, optional] Maximum absolute photon pseudorapidity. None means no acceptance cut. Default value: None.

**eta\_max\_j** [float or None, optional] Maximum absolute jet pseudorapidity. None means no acceptance cut. Default value: None.

#### Returns

None

---

madminer.fisherinformation module

---

```
class madminer.fisherinformation.FisherInformation (filename, include_nuisance_parameters=True)
    Bases: madminer.analysis.DataAnalyzer
```

Functions to calculate expected Fisher information matrices.

After inializing a *FisherInformation* instance with the filename of a MadMiner file, different information matrices can be calculated:

- *FisherInformation.calculate\_fisher\_information\_full\_truth()* calculates the full truth-level Fisher information. This is the information in an idealized measurement where all parton-level particles with their charges, flavours, and four-momenta can be accessed with perfect accuracy.
- *FisherInformation.calculate\_fisher\_information\_full\_detector()* calculates the full Fisher information in realistic detector-level observations, estimated with neural networks. In addition to the MadMiner file, this requires a trained SALLY or SALLINO estimator as well as an unweighted evaluation sample.
- *FisherInformation.calculate\_fisher\_information\_rate()* calculates the Fisher information in the total cross section.
- *FisherInformation.calculate\_fisher\_information\_hist1d()* calculates the Fisher information in the histogram of one (parton-level or detector-level) observable.
- *FisherInformation.calculate\_fisher\_information\_hist2d()* calculates the Fisher information in a two-dimensional histogram of two (parton-level or detector-level) observables.
- *FisherInformation.histogram\_of\_fisher\_information()* calculates the full truth-level Fisher information in different slices of one observable (the “distribution of the Fisher information”).

Finally, don’t forget that in the presence of nuisance parameters the constraint terms also affect the Fisher information. This term is given by *FisherInformation.calculate\_fisher\_information\_nuisance\_constraints()*.

#### Parameters

**filename** [str] Path to MadMiner file (for instance the output of *madminer.delphes.DelphesProcessor.save()*).

**include\_nuisance\_parameters** [bool, optional] If True, nuisance parameters are taken into account. Default value: True.

## Methods

<code>calculate_fisher_information_full_detector(self, theta, model_file, unweighted_x_sample_file=None, luminosity=300000.0, include_xsec_info=True, mode='score', calculate_covariance=True, batch_size=100000, test_split=0.2)</code>	Calculates the full Fisher information in realistic detector-level observations, estimated with neural networks.
<code>calculate_fisher_information_full_truth(self, theta, model_file, unweighted_x_sample_file=None, luminosity=300000.0, include_xsec_info=True, mode='score', calculate_covariance=True, batch_size=100000, test_split=0.2)</code>	Calculates the full Fisher information at parton / truth level.
<code>calculate_fisher_information_hist1d(self, theta, model_file, unweighted_x_sample_file=None, luminosity=300000.0, include_xsec_info=True, mode='score', calculate_covariance=True, batch_size=100000, test_split=0.2)</code>	Calculates the Fisher information in the one-dimensional histogram of an (parton-level or detector-level, depending on how the observations in the MadMiner file were calculated) observable.
<code>calculate_fisher_information_hist2d(self, theta, model_file, unweighted_x_sample_file=None, luminosity=300000.0, include_xsec_info=True, mode='score', calculate_covariance=True, batch_size=100000, test_split=0.2)</code>	Calculates the Fisher information in a two-dimensional histogram of two (parton-level or detector-level, depending on how the observations in the MadMiner file were calculated) observables.
<code>calculate_fisher_information_nuisance(self, theta, model_file, unweighted_x_sample_file=None, luminosity=300000.0, include_xsec_info=True, mode='score', calculate_covariance=True, batch_size=100000, test_split=0.2)</code>	Builds the Fisher information term representing the Gaussian constraints on the nuisance parameters
<code>calculate_fisher_information_rate(self, theta, model_file, unweighted_x_sample_file=None, luminosity=300000.0, include_xsec_info=True, mode='score', calculate_covariance=True, batch_size=100000, test_split=0.2)</code>	Calculates the Fisher information in a measurement of the total cross section (without any kinematic information).
<code>event_loader(self[, start, end, batch_size, ...])</code>	Yields batches of events in the MadMiner file.
<code>histogram_of_fisher_information(self, theta, ...)</code>	Calculates the full and rate-only Fisher information in slices of one observable.
<code>histogram_of_sigma_dsigma(self, theta, ...)</code>	Fills events into histograms and calculates the cross section and first derivative for each bin
<code>weighted_events(self[, theta, nu, ...])</code>	Returns all events together with the benchmark weights (if theta is None) or weights for a given theta.
<code>xsec_gradients(self, thetas[, nus, events, ...])</code>	Returns the gradient of total cross sections with respect to parameters.
<code>xsecs(self[, thetas, nus, events, ...])</code>	Returns the total cross sections for benchmarks or parameter points.

**calculate\_fisher\_information\_full\_detector** (*self*, *theta*, *model\_file*, *unweighted\_x\_sample\_file*=None, *luminosity*=300000.0, *include\_xsec\_info*=True, *mode*='score', *calculate\_covariance*=True, *batch\_size*=100000, *test\_split*=0.2)

Calculates the full Fisher information in realistic detector-level observations, estimated with neural networks. In addition to the MadMiner file, this requires a trained SALLY or SALLINO estimator.

Nuisance parameter are taken into account automatically if the SALLY / SALLINO model was trained with them.

## Parameters

**theta** [ndarray] Parameter point *theta* at which the Fisher information matrix  $I_{ij}(\theta)$  is evaluated.

**model\_file** [str] Filename of a trained local score regression model that was trained on sam-



ples from *theta* (see *madminer.ml.Estimater*).

**unweighted\_x\_sample\_file** [str or None] Filename of an unweighted x sample that is sampled according to *theta* and obeys the cuts (see *madminer.sampling.SampleAugmenter.extract\_samples\_train\_local()*). If None, the Fisher information is instead calculated on the full, weighted samples (the data in the MadMiner file). Default value: None.

**luminosity** [float, optional] Luminosity in pb<sup>-1</sup>. Default value: 300000.

**include\_xsec\_info** [bool, optional] Whether the rate information is included in the returned Fisher information. Default value: True.

**mode** [{"score", "information"}, optional] How the ensemble uncertainty on the kinematic Fisher information is calculated. If mode is "information", the Fisher information for each estimator is calculated individually and only then are the sample mean and covariance calculated. If mode is "score", the sample mean is calculated for the score for each event. Default value: "score".

**calculate\_covariance** [bool, optional] If True, the covariance between the different estimators is calculated. Default value: True.

**batch\_size** [int, optional] Batch size. Default value: 100000.

**test\_split** [float or None, optional] If *unweighted\_x\_sample\_file* is None, this determines the fraction of weighted events used for evaluation. If None, all events are used (this will probably include events used during training!). Default value: 0.2.

## Returns

**fisher\_information** [ndarray or list of ndarray] Estimated expected full detector-level Fisher information matrix with shape (*n\_parameters*, *n\_parameters*). If more then one value *ensemble\_vote\_expectation\_weight* is given, this is a list with results for all entries in *ensemble\_vote\_expectation\_weight*.

**fisher\_information\_uncertainty** [ndarray or list of ndarray or None] Covariance matrix of the Fisher information matrix with shape (*n\_parameters*, *n\_parameters*, *n\_parameters*, *n\_parameters*). If more then one value *ensemble\_vote\_expectation\_weight* is given, this is a list with results for all entries in *ensemble\_vote\_expectation\_weight*.

**calculate\_fisher\_information\_full\_truth** (*self*, *theta*, *luminosity*=300000.0, *cuts*=None, *efficiency\_functions*=None, *include\_nuisance\_parameters*=True)

Calculates the full Fisher information at parton / truth level. This is the information in an idealized measurement where all parton-level particles with their charges, flavours, and four-momenta can be accessed with perfect accuracy, i.e. the latent variables *z\_parton* can be measured directly.

## Parameters

**theta** [ndarray] Parameter point *theta* at which the Fisher information matrix *I<sub>ij</sub>(theta)* is evaluated.

**luminosity** [float] Luminosity in pb<sup>-1</sup>.

**cuts** [None or list of str, optional] Cuts. Each entry is a parseable Python expression that returns a bool (True if the event should pass a cut, False otherwise). Default value: None.

**efficiency\_functions** [list of str or None] Efficiencies. Each entry is a parseable Python expression that returns a float for the efficiency of one component. Default value: None.

**include\_nuisance\_parameters** [bool, optional] If True, nuisance parameters are taken into account. Default value: True.

### Returns

**fisher\_information** [ndarray] Expected full truth-level Fisher information matrix with shape  $(n\_parameters, n\_parameters)$ .

**fisher\_information\_uncertainty** [ndarray] Covariance matrix of the Fisher information matrix with shape  $(n\_parameters, n\_parameters, n\_parameters, n\_parameters)$ , calculated with plain Gaussian error propagation.

**calculate\_fisher\_information\_hist1d** (*self*, *theta*, *luminosity*, *observable*, *bins*, *histrange*=None, *cuts*=None, *efficiency\_functions*=None, *n\_events\_dynamic\_binning*=None)

Calculates the Fisher information in the one-dimensional histogram of an (parton-level or detector-level, depending on how the observations in the MadMiner file were calculated) observable.

### Parameters

**theta** [ndarray] Parameter point *theta* at which the Fisher information matrix  $I_{ij}(theta)$  is evaluated.

**luminosity** [float] Luminosity in  $\text{pb}^{-1}$ .

**observable** [str] Expression for the observable to be histogrammed. The str will be parsed by Python's *eval()* function and can use the names of the observables in the MadMiner files.

**bins** [int or ndarray] If int: number of bins in the histogram, excluding overflow bins. Otherwise, defines the bin boundaries (excluding overflow bins).

**histrange** [tuple of float or None, optional] Minimum and maximum value of the histogram in the form  $(min, max)$ . Overflow bins are always added. If None and bins is an int, variable-width bins with equal cross section are constructed automatically. Default value: None.

**cuts** [None or list of str, optional] Cuts. Each entry is a parseable Python expression that returns a bool (True if the event should pass a cut, False otherwise). Default value: None.

**efficiency\_functions** [list of str or None] Efficiencies. Each entry is a parseable Python expression that returns a float for the efficiency of one component. Default value: None.

**n\_events\_dynamic\_binning** [int or None, optional] Number of events used to calculate the dynamic binning (if *histrange* is None). If None, all events are used. Note that these events are not shuffled, so if the events in the MadMiner file are sorted, using a value different from None can cause issues. Default value: None.

### Returns

**fisher\_information** [ndarray] Expected Fisher information in the histogram with shape  $(n\_parameters, n\_parameters)$ .

**fisher\_information\_uncertainty** [ndarray] Covariance matrix of the Fisher information matrix with shape  $(n\_parameters, n\_parameters, n\_parameters, n\_parameters)$ , calculated with plain Gaussian error propagation.

**calculate\_fisher\_information\_hist2d** (*self*, *theta*, *luminosity*, *observable1*, *bins1*, *observable2*, *bins2*, *histrange1*=None, *histrange2*=None, *cuts*=None, *efficiency\_functions*=None, *n\_events\_dynamic\_binning*=None)

Calculates the Fisher information in a two-dimensional histogram of two (parton-level or detector-level, depending on how the observations in the MadMiner file were calculated) observables.

### Parameters

**theta** [ndarray] Parameter point *theta* at which the Fisher information matrix  $I_{ij}(theta)$  is evaluated.

**luminosity** [float] Luminosity in  $\text{pb}^{-1}$ .

**observable1** [str] Expression for the first observable to be histogrammed. The str will be parsed by Python's *eval()* function and can use the names of the observables in the MadMiner files.

**bins1** [int or ndarray] If int: number of bins along the first axis in the histogram in the histogram, excluding overflow bins. Otherwise, defines the bin boundaries along the first axis in the histogram (excluding overflow bins).

**observable2** [str] Expression for the first observable to be histogrammed. The str will be parsed by Python's *eval()* function and can use the names of the observables in the MadMiner files.

**bins2** [int or ndarray] If int: number of bins along the second axis in the histogram in the histogram, excluding overflow bins. Otherwise, defines the bin boundaries along the second axis in the histogram (excluding overflow bins).

**histrange1** [tuple of float or None, optional] Minimum and maximum value of the first axis of the histogram in the form (*min*, *max*). Overflow bins are always added. If None, variable-width bins with equal cross section are constructed automatically. Default value: None.

**histrange2** [tuple of float or None, optional] Minimum and maximum value of the first axis of the histogram in the form (*min*, *max*). Overflow bins are always added. If None, variable-width bins with equal cross section are constructed automatically. Default value: None.

**cuts** [None or list of str, optional] Cuts. Each entry is a parseable Python expression that returns a bool (True if the event should pass a cut, False otherwise). Default value: None.

**efficiency\_functions** [list of str or None] Efficiencies. Each entry is a parseable Python expression that returns a float for the efficiency of one component. Default value: None.

**n\_events\_dynamic\_binning** [int or None, optional] Number of events used to calculate the dynamic binning (if *histrange* is None). If None, all events are used. Note that these events are not shuffled, so if the events in the MadMiner file are sorted, using a value different from None can cause issues. Default value: None.

## Returns

**fisher\_information** [ndarray] Expected Fisher information in the histogram with shape (*n\_parameters*, *n\_parameters*).

**fisher\_information\_uncertainty** [ndarray] Covariance matrix of the Fisher information matrix with shape (*n\_parameters*, *n\_parameters*, *n\_parameters*, *n\_parameters*), calculated with plain Gaussian error propagation.

**calculate\_fisher\_information\_nuisance\_constraints** (*self*)

Builds the Fisher information term representing the Gaussian constraints on the nuisance parameters

**calculate\_fisher\_information\_rate** (*self*, *theta*, *luminosity*, *cuts*=None, *efficiency\_functions*=None, *include\_nuisance\_parameters*=True)

Calculates the Fisher information in a measurement of the total cross section (without any kinematic information).

## Parameters

**theta** [ndarray] Parameter point *theta* at which the Fisher information matrix  $I_{ij}(\theta)$  is evaluated.

**luminosity** [float] Luminosity in pb<sup>-1</sup>.

**cuts** [None or list of str, optional] Cuts. Each entry is a parseable Python expression that returns a bool (True if the event should pass a cut, False otherwise). Default value: None.

**efficiency\_functions** [list of str or None] Efficiencies. Each entry is a parseable Python expression that returns a float for the efficiency of one component. Default value: None.

**include\_nuisance\_parameters** [bool, optional] If True, nuisance parameters are taken into account. Default value: True.

### Returns

**fisher\_information** [ndarray] Expected Fisher information in the total cross section with shape  $(n\_parameters, n\_parameters)$ .

**fisher\_information\_uncertainty** [ndarray] Covariance matrix of the Fisher information matrix with shape  $(n\_parameters, n\_parameters, n\_parameters, n\_parameters)$ , calculated with plain Gaussian error propagation.

**histogram\_of\_fisher\_information** (*self*, *theta*, *observable*, *nbins*, *histrange*, *model\_file=None*, *luminosity=300000.0*, *cuts=None*, *efficiency\_functions=None*, *batch\_size=100000*, *test\_split=0.2*)

Calculates the full and rate-only Fisher information in slices of one observable. For the full information, it will return the truth-level information if *model\_file* is None, and otherwise the detector-level information based on the SALLY-type score estimator saved in *model\_file*.

### Parameters

**theta** [ndarray] Parameter point *theta* at which the Fisher information matrix  $I_{ij}(\theta)$  is evaluated.

**observable** [str] Expression for the observable to be sliced. The str will be parsed by Python's *eval()* function and can use the names of the observables in the MadMiner files.

**nbins** [int] Number of bins in the slicing, excluding overflow bins.

**histrange** [tuple of float] Minimum and maximum value of the slicing in the form  $(min, max)$ . Overflow bins are always added.

**model\_file** [str or None, optional] If None, the truth-level Fisher information is calculated. If str, filename of a trained local score regression model that was trained on samples from *theta* (see *madminer.ml.Estimator*). Default value: None.

**luminosity** [float, optional] Luminosity in pb<sup>-1</sup>. Default value: 300000.

**cuts** [None or list of str, optional] Cuts. Each entry is a parseable Python expression that returns a bool (True if the event should pass a cut, False otherwise). Default value: None.

**efficiency\_functions** [list of str or None] Efficiencies. Each entry is a parseable Python expression that returns a float for the efficiency of one component. Default value: None.

**batch\_size** [int, optional] If *model\_file* is not None: Batch size. Default value: 100000.

**test\_split** [float or None, optional] If *model\_file* is not None: If *unweighted\_x\_sample\_file* is None, this determines the fraction of weighted events used for evaluation. If None, all events are used (this will probably include events used during training!). Default value: 0.2.

### Returns

**bin\_boundaries** [ndarray] Observable slice boundaries.

**sigma\_bins** [ndarray] Cross section in pb in each of the slices.

**fisher\_infos\_rate** [ndarray] Expected rate-only Fisher information for each slice. Has shape  $(n\_slices, n\_parameters, n\_parameters)$ .

**fisher\_infos\_full** [ndarray] Expected full Fisher information for each slice. Has shape  $(n\_slices, n\_parameters, n\_parameters)$ .

**histogram\_of\_sigma\_dsigma** (*self*, *theta*, *observable*, *nbins*, *histrange*, *cuts=None*, *efficiency\_functions=None*)

Fills events into histograms and calculates the cross section and first derivative for each bin

#### Parameters

**theta** [ndarray]

Parameter point ‘theta’ at which the Fisher information matrix ‘I<sub>ij</sub>(theta)’ is evaluated.

**observable** [str]

Expression for the observable to be sliced. The str will be parsed by Python’s ‘eval()’ function

and can use the names of the observables in the MadMiner files.

**nbins** [int]

Number of bins in the slicing, excluding overflow bins.

**histrange** [tuple of float]

Minimum and maximum value of the slicing in the form ‘(min, max)’. Overflow bins are always added.

**cuts** [None or list of str, optional]

Cuts. Each entry is a parseable Python expression that returns a bool (True if the event should pass a cut,

False otherwise). Default value: None.

**efficiency\_functions** [list of str or None]

Efficiencies. Each entry is a parseable Python expression that returns a float for the efficiency of one

component. Default value: None.

#### Returns

**bin\_boundaries** [ndarray]

Observable slice boundaries.

**sigma\_bins** [ndarray]

Cross section in pb in each of the slices.

**dsigma\_bins** [ndarray]

Cross section in pb in each of the slices.

```
madminer.fisherinformation.profile_information(fisher_information, remaining_components, covariance=None,
                                              error_propagation_n_ensemble=1000,
                                              error_propagation_factor=0.001)
```

Calculates the profiled Fisher information matrix as defined in Appendix A.4 of arXiv:1612.05261.

#### Parameters

- fisher\_information** [ndarray] Original  $n \times n$  Fisher information.
- remaining\_components** [list of int] List with  $m$  entries, each an int with  $0 \leq \text{remaining\_components}[i] < n$ . Denotes which parameters are kept, and their new order. All other parameters are profiled out.
- covariance** [ndarray or None, optional] The covariance matrix of the original Fisher information with shape  $(n, n, n, n)$ . If None, the error on the profiled information is not calculated. Default value: None.
- error\_propagation\_n\_ensemble** [int, optional] If covariance is not None, this sets the number of Fisher information matrices drawn from a normal distribution for the Monte-Carlo error propagation. Default value: 1000.
- error\_propagation\_factor** [float, optional] If covariance is not None, this factor multiplies the covariance of the distribution of Fisher information matrices. Smaller factors can avoid problems with ill-behaved Fisher information matrices. Default value: 1.e-3.

#### Returns

- profiled\_fisher\_information** [ndarray] Profiled  $m \times m$  Fisher information, where the  $i$ -th row or column corresponds to the *remaining\_components*[ $i$ ]-th row or column of *fisher\_information*.
- profiled\_fisher\_information\_covariance** [ndarray] Covariance matrix of the profiled Fisher information matrix with shape  $(m, m, m, m)$ .

```
madminer.fisherinformation.project_information(fisher_information, remaining_components, covariance=None)
```

Calculates projections of a Fisher information matrix, that is, “deletes” the rows and columns corresponding to some parameters not of interest.

#### Parameters

- fisher\_information** [ndarray] Original  $n \times n$  Fisher information.
- remaining\_components** [list of int] List with  $m$  entries, each an int with  $0 \leq \text{remaining\_components}[i] < n$ . Denotes which parameters are kept, and their new order. All other parameters are projected out.
- covariance** [ndarray or None, optional] The covariance matrix of the original Fisher information with shape  $(n, n, n, n)$ . If None, the error on the profiled information is not calculated. Default value: None.

#### Returns

- projected\_fisher\_information** [ndarray] Projected  $m \times m$  Fisher information, where the  $i$ -th row or column corresponds to the *remaining\_components*[ $i$ ]-th row or column of *fisher\_information*.
- profiled\_fisher\_information\_covariance** [ndarray] Covariance matrix of the projected Fisher information matrix with shape  $(m, m, m, m)$ . Only returned if covariance is not None.

---

madminer.lhe module

---

**class** madminer.lhe.LHEReader(*filename*)

Bases: object

Detector simulation with smearing functions and simple calculation of observables.

After setting up the parameter space and benchmarks and running MadGraph and Pythia, all of which is organized in the madminer.core.MadMiner class, the next steps are the simulation of detector effects and the calculation of observables. Different tools can be used for these tasks, please feel free to implement the detector simulation and analysis routine of your choice.

This class provides a simple implementation in which detector effects are modeled with smearing functions. Its workflow consists of the following steps:

- Initializing the class with the filename of a MadMiner HDF5 file (the output of *madminer.core.MadMiner.save()*)
- Adding one or multiple event samples produced by MadGraph and Pythia in *LHEProcessor.add\_sample()*.
- Running Delphes on the samples that require it through *LHEProcessor.run\_delphes()*.
- Optionally, smearing functions for all visible particles can be defined with *LHEProcessor.set\_smearing()*.
- Defining observables through *LHEProcessor.add\_observable()* or *LHEProcessor.add\_observable\_from\_function()*. A simple set of default observables is provided in *LHEProcessor.add\_default\_observables()*
- Optionally, cuts can be set with *LHEProcessor.add\_cut()*
- Optionally, efficiencies can be set with *LHEProcessor.add\_efficiency()*
- Calculating the observables from the Delphes ROOT files with *LHEProcessor.analyse\_delphes\_samples()*
- Saving the results with *LHEProcessor.save()*

Please see the tutorial for a detailed walk-through.

#### Parameters

**filename** [str or None, optional] Path to MadMiner file (the output of *madminer.core.MadMiner.save()*). Default value: None.

## Methods

<code>add_cut(self, definition[, pass_if_not_parsed])</code>	Adds a cut as a string that can be parsed by Python's <code>eval()</code> function and returns a bool.
<code>add_default_observables(self[, ...])</code>	Adds a set of simple standard observables: the four-momenta (parameterized as E, pT, eta, phi) of the hardest visible particles, and the missing transverse energy.
<code>add_efficiency(self, definition[, ...])</code>	Adds an efficiency as a string that can be parsed by Python's <code>eval()</code> function and returns a bool.
<code>add_observable(self, name, definition[, ...])</code>	Adds an observable as a string that can be parsed by Python's <code>eval()</code> function.
<code>add_observable_from_function(self, name, fn)</code>	Adds an observable defined through a function.
<code>add_sample(self, lhe_filename, ...[, ...])</code>	Adds an LHE sample of simulated events.
<code>analyse_samples(self[, reference_benchmark, ...])</code>	Main function that parses the LHE samples, applies detector effects, checks cuts, evaluate efficiencies, and extracts the observables and weights.
<code>reset_cuts(self)</code>	Resets all cuts.
<code>reset_efficiencies(self)</code>	Resets all efficiencies.
<code>reset_observables(self)</code>	Resets all observables.
<code>save(self, filename_out)</code>	Saves the observable definitions, observable values, and event weights in a MadMiner file.
<code>set_met_noise(self[, abs, rel])</code>	Sets up additional noise in the MET variable from shower and detector effects.
<code>set_smeared(self[, pdgids, ...])</code>	Sets up the smearing of measured momenta from shower and detector effects.

**add\_cut** (*self*, *definition*, *pass\_if\_not\_parsed=False*)

Adds a cut as a string that can be parsed by Python's `eval()` function and returns a bool.

### Parameters

**definition** [str] An expression that can be parsed by Python's `eval()` function and returns a bool: True for the event to pass this cut, False for it to be rejected. In the definition, all visible particles can be used: *e*, *mu*, *j*, *a*, and *l* provide lists of electrons, muons, jets, photons, and leptons (electrons and muons combined), in each case sorted by descending transverse momentum. *met* provides a missing ET object. *visible* and *all* provide access to the sum of all visible particles and the sum of all visible particles plus MET, respectively. All these objects are instances of *MadMinerParticle*, which inherits from scikit-hep's [LorentzVector](<http://scikit-hep.org/api/math.html#vector-classes>). See the link for a documentation of their properties. In addition, *MadMinerParticle* have properties *charge* and *pdg\_id*, which return the charge in units of elementary charges (i.e. an electron has *e[0].charge = -1.*), and the PDG particle ID. For instance, "*len(e) >= 2*" requires at least two electrons passing the cuts, while "*mu[0].charge > 0.*" specifies that the hardest muon is positively charged.

**pass\_if\_not\_parsed** [bool, optional] Whether the cut is passed if the observable cannot be parsed. Default value: False.

### Returns

None



**add\_default\_observables** (*self*, *n\_leptons\_max*=2, *n\_photons\_max*=2, *n\_jets\_max*=2, *include\_met*=True, *include\_visible\_sum*=True, *include\_numbers*=True, *include\_charge*=True)

Adds a set of simple standard observables: the four-momenta (parameterized as E, pT, eta, phi) of the hardest visible particles, and the missing transverse energy.

#### Parameters

**n\_leptons\_max** [int, optional] Number of hardest leptons for which the four-momenta are saved. Default value: 2.

**n\_photons\_max** [int, optional] Number of hardest photons for which the four-momenta are saved. Default value: 2.

**n\_jets\_max** [int, optional] Number of hardest jets for which the four-momenta are saved. Default value: 2.

**include\_met** [bool, optional] Whether the missing energy observables are stored. Default value: True.

**include\_visible\_sum** [bool, optional] Whether observables characterizing the sum of all particles are stored. Default value: True.

**include\_numbers** [bool, optional] Whether the number of leptons, photons, and jets is saved as observable. Default value: True.

**include\_charge** [bool, optional] Whether the lepton charge is saved as observable. Default value: True.

#### Returns

None

**add\_efficiency** (*self*, *definition*, *value\_if\_not\_parsed*=1.0)

Adds an efficiency as a string that can be parsed by Python's *eval()* function and returns a bool.

#### Parameters

**definition** [str]

An expression that can be parsed by Python's 'eval()' function and returns a floating number which reweights

the event weights. In the definition, all visible particles can be used: 'e', 'mu', 'j', 'a', and 'l' provide

lists of electrons, muons, jets, photons, and leptons (electrons and muons combined), in each case sorted

by descending transverse momentum. 'met' provides a missing ET object. 'visible' and 'all' provide access to

the sum of all visible particles and the sum of all visible particles plus MET, respectively. All these

objects are instances of 'MadMinerParticle', which inherits from scikit-hep's

[LorentzVector](<http://scikit-hep.org/api/math.html#vector-classes>). See the link for a

documentation of their properties. In addition, 'MadMinerParticle' have properties 'charge' and 'pdg\_id',

which return the charge in units of elementary charges (i.e. an electron has 'e[0].charge = -1.'), and the

**PDG particle ID.**

**value\_if\_not\_parsed** [float, optional]

**Value if the efficiency function cannot be parsed. Default value: 1.**

#### Returns

None

**add\_observable** (*self*, *name*, *definition*, *required=False*, *default=None*)

Adds an observable as a string that can be parsed by Python's *eval()* function.

#### Parameters

**name** [str] Name of the observable. Since this name will be used in *eval()* calls for cuts, this should not contain spaces or special characters.

**definition** [str] An expression that can be parsed by Python's *eval()* function. As objects, all particles can be used: *e*, *mu*, *tau*, *j*, *a*, *l*, *v* provide lists of electrons, muons, taus, jets, photons, leptons (electrons and muons combined), and neutrinos, in each case sorted by descending transverse momentum. *met* provides a missing ET object. *p* gives all particles in the same order as in the LHE file (i.e. in the same order as defined in the MadGraph process card). All these objects are instances of *MadMinerParticle*, which inherits from scikit-hep's [LorentzVector](<http://scikit-hep.org/api/math.html#vector-classes>). See the link for a documentation of their properties. In addition, *MadMinerParticle* have properties *charge* and *pdg\_id*, which return the charge in units of elementary charges (i.e. an electron has *e[0].charge = -1.*), and the PDG particle ID. For instance, "*abs(j[0].phi() - j[1].phi())*" defines the azimuthal angle between the two hardest jets.

**required** [bool, optional] Whether the observable is required. If True, an event will only be retained if this observable is successfully parsed. For instance, any observable involving "*j[1]*" will only be parsed if there are at least two jets passing the acceptance cuts. Default value: False.

**default** [float or None, optional] If *required=False*, this is the placeholder value for observables that cannot be parsed. None is replaced with *np.nan*. Default value: None.

#### Returns

None

**add\_observable\_from\_function** (*self*, *name*, *fn*, *required=False*, *default=None*)

Adds an observable defined through a function.

#### Parameters

**name** [str] Name of the observable. Since this name will be used in *eval()* calls for cuts, this should not contain spaces or special characters.

**fn** [function] A function with signature *observable(particles, leptons, photons, jets, met)* where all arguments are lists of *MadMinerParticle* instances and a float is returned. *particles* are the truth-level particles, ordered in the same way as in the LHE file, and no smearing is applied. *leptons*, *photons*, *jets*, and *met* have smearing applied. The function should raise a *RuntimeError* to signal that it is not defined.

**required** [bool, optional] Whether the observable is required. If True, an event will only be retained if this observable is successfully parsed. For instance, any observable involving "*j[1]*" will only be parsed if there are at least two jets passing the acceptance cuts. Default value: False.

**default** [float or None, optional] If *required=False*, this is the placeholder value for observables that cannot be parsed. None is replaced with *np.nan*. Default value: None.

### Returns

None

**add\_sample** (*self*, *lhe\_filename*, *sampled\_from\_benchmark*, *is\_background=False*, *k\_factor=1.0*)

Adds an LHE sample of simulated events.

### Parameters

**lhe\_filename** [str] Path to the LHE event file (with extension '.lhe' or '.lhe.gz').

**sampled\_from\_benchmark** [str] Name of the benchmark that was used for sampling in this event file (the keyword *sample\_benchmark* of *madminer.core.MadMiner.run()*).

**is\_background** [bool, optional] Whether the sample is a background sample (i.e. without benchmark reweighting).

**k\_factor** [float, optional] Multiplies the cross sections found in the sample. Default value: 1.

### Returns

None

**analyse\_samples** (*self*, *reference\_benchmark=None*, *parse\_events\_as\_xml=True*)

Main function that parses the LHE samples, applies detector effects, checks cuts, evaluate efficiencies, and extracts the observables and weights.

### Parameters

**reference\_benchmark** [str or None, optional] The weights at the nuisance benchmarks will be rescaled to some reference theta benchmark:  $d\sigma(x|\theta_{\text{sampling}}(x), \nu) \rightarrow d\sigma(x|\theta_{\text{ref}}, \nu) = d\sigma(x|\theta_{\text{sampling}}(x), \nu) * d\sigma(x|\theta_{\text{ref}}, 0) / d\sigma(x|\theta_{\text{sampling}}(x), 0)$ . This sets the name of the reference benchmark. If None, the first one will be used. Default value: None.

**parse\_events\_as\_xml** [bool, optional] Decides whether the LHE events are parsed with an XML parser (more robust, but slower) or a text parser (less robust, faster). Default value: True.

### Returns

None

**reset\_cuts** (*self*)

Resets all cuts.

**reset\_efficiencies** (*self*)

Resets all efficiencies.

**reset\_observables** (*self*)

Resets all observables.

**save** (*self*, *filename\_out*)

Saves the observable definitions, observable values, and event weights in a MadMiner file. The parameter, benchmark, and morphing setup is copied from the file provided during initialization. Nuisance benchmarks found in the LHE file are added.

### Parameters

**filename\_out** [str] Path to where the results should be saved.

### Returns

None

**set\_met\_noise** (*self*, *abs*=0.0, *rel*=0.0)

Sets up additional noise in the MET variable from shower and detector effects.

By default, the MET is calculated based on all reconstructed visible particles, including the effect of the smearing of these particles (set with *set\_smearing()*). But often the MET is in fact more affected by additional soft activity than by mismeasurements of the hard particles. This function adds a Gaussian random to each of the x and y components of the MET vector. The Gaussian has mean 0 and standard deviation  $abs + rel * HT$ , where *HT* is the scalar sum of the pT of all particles in the process. Everything is given in GeV.

#### Parameters

**abs** [float, optional] Absolute contribution to MET noise. Default value: 0.

**rel** [float, optional] Relative (to HT) contribution to MET noise. Default value: 0.

#### Returns

None

**set\_smearing** (*self*, *pdgids*=None, *energy\_resolution\_abs*=0.0, *energy\_resolution\_rel*=0.0, *pt\_resolution\_abs*=0.0, *pt\_resolution\_rel*=0.0, *eta\_resolution\_abs*=0.0, *eta\_resolution\_rel*=0.0, *phi\_resolution\_abs*=0.0, *phi\_resolution\_rel*=0.0)

Sets up the smearing of measured momenta from shower and detector effects.

This function can be called with *pdgids*=None, in which case the settings are used for all visible particles, or with *pdgids* set to a list of PDG ids representing particles, for instance [11, -11] for electrons (and positrons).

For all particles of this type, and for the energy, pT, phi, and eta, the measurement error is drawn from a Gaussian with mean 0 and standard deviation given by  $(X\_resolution\_abs + X * X\_resolution\_rel)$ . Here *X* is the quantity (E, pT, phi, eta) of interest and *X\_resolution\_abs* and *X\_resolution\_rel* are the corresponding keywords. In the case of energy and pT, values smaller than 0 will lead to a re-drawing of the measurement error.

Instead of such numerical values, either the energy or pT resolution (but not both!) may be set to None. In this case, this quantity is calculated from the mass of the particle and all other smeared particles. For instance, when *pt\_resolution\_abs* is None or *pt\_resolution\_rel* is None, for the given particles the energy, phi, and eta are smeared (according to their respective resolutions). Then the transverse momentum is calculated from the on-shell condition  $p^2 = m^2$ , or  $pT = \sqrt{E^2 - m^2} / \cosh(eta)$ . When this does not have a solution, the pT is set to zero. On the other hand, when *energy\_resolution\_abs* is None or *energy\_resolution\_rel* is None, for the given particles the pT, phi, and eta are smeared, and then the energy is calculated as  $E = \sqrt{pT^2 \cosh(eta)^2 + m^2}$ .

#### Parameters

**pdgids** [None or list of int, optional] Defines the particles these smearing functions affect. If None, all particles are affected. Note that if *set\_smearing()* is called multiple times for a given particle, the earlier calls will be forgotten and only the last smearing function will take effect. Default value: None.

**energy\_resolution\_abs** [float or None, optional] Absolute measurement uncertainty for the energy in GeV. None means that the energy is not smeared directly, but calculated from the on-shell condition. Default value: 0.

**energy\_resolution\_rel** [float or None, optional] Relative measurement uncertainty for the energy. None means that the energy is not smeared directly, but calculated from the on-shell condition. Default value: 0.

**pt\_resolution\_abs** [float or None, optional] Absolute measurement uncertainty for the pT in GeV. None means that the pT is not smeared directly, but calculated from the on-shell condition. Default value: 0.

**pt\_resolution\_rel** [float or None, optional] Relative measurement uncertainty for the pT. None means that the pT is not smeared directly, but calculated from the on-shell condition. Default value: 0.

**eta\_resolution\_abs** [float, optional] Absolute measurement uncertainty for eta. Default value: 0.

**eta\_resolution\_rel** [float, optional] Relative measurement uncertainty for eta. Default value: 0.

**phi\_resolution\_abs** [float, optional] Absolute measurement uncertainty for phi. Default value: 0.

**phi\_resolution\_rel** [float, optional] Relative measurement uncertainty for phi. Default value: 0.

### Returns

None



## madminer.limits module

**class** madminer.limits.**AsymptoticLimits** (*filename=None, include\_nuisance\_parameters=False*) *in-*  
 Bases: *madminer.analysis.DataAnalyzer*

Functions to calculate observed and expected constraints, using asymptotic properties of the likelihood ratio as test statistics.

### Parameters

**filename** [str] Path to MadMiner file (for instance the output of *madminer.delphes.DelphesProcessor.save()*).

**include\_nuisance\_parameters** [bool, optional] If True, nuisance parameters are taken into account. Default value: False.

### Methods

<code>event_loader(self[, start, end, batch_size, ...])</code>	Yields batches of events in the MadMiner file.
<code>weighted_events(self[, theta, nu, ...])</code>	Returns all events together with the benchmark weights (if theta is None) or weights for a given theta.
<code>xsec_gradients(self, thetas[, nus, events, ...])</code>	Returns the gradient of total cross sections with respect to parameters.
<code>xsecs(self[, thetas, nus, events, ...])</code>	Returns the total cross sections for benchmarks or parameter points.

<b>asymptotic_p_value</b>	
<b>expected_limits</b>	
<b>observed_limits</b>	

**asymptotic\_p\_value** (*self, log\_likelihood\_ratio, dof=None*)

```
expected_limits (self, theta_true, theta_ranges, mode='ml', model_file=None,
hist_vars=None, hist_bins=20, include_xsec=True, resolutions=25, lu-
minosity=300000.0, n_toys_per_theta=10000, returns='pval', dof=None,
histo_theta_batchsize=100)

observed_limits (self, x_observed, theta_ranges, mode='ml', model_file=None, hist_vars=None,
hist_bins=20, include_xsec=True, resolutions=25, luminosity=300000.0,
n_toys_per_theta=10000, returns='pval', dof=None, n_observed=None,
histo_theta_batchsize=100)
```



**class** madminer.ml.DoubleParameterizedRatioEstimator (*features=None, n\_hidden=(100, 100), activation='tanh'*)

Bases: *madminer.ml.Estimator*

A neural estimator of the likelihood ratio as a function of the observation *x*, the numerator hypothesis *theta0*, and the denominator hypothesis *theta1*.

### Parameters

**features** [list of int or None, optional] Indices of observables (features) that are used as input to the neural networks. If None, all observables are used. Default value: None.

**n\_hidden** [tuple of int, optional] Units in each hidden layer in the neural networks. If method is 'nde' or 'scandal', this refers to the setup of each individual MADE layer. Default value: (100, 100).

**activation** [{ 'tanh', 'sigmoid', 'relu' }, optional] Activation function. Default value: 'tanh'.

### Methods

<i>evaluate_log_likelihood</i> (self, <i>\*args, \*\*kwargs</i> )	Log likelihood estimation.
<i>evaluate_log_likelihood_ratio</i> (self, <i>x, ...</i> )	Evaluates the log likelihood ratio as a function of the observation <i>x</i> , the numerator hypothesis <i>theta0</i> , and the denominator hypothesis <i>theta1</i> .
<i>evaluate_score</i> (self, <i>\*args, \*\*kwargs</i> )	Score estimation.
<i>load</i> (self, <i>filename</i> )	Loads a trained model from files.
<i>save</i> (self, <i>filename</i> , <i>save_model</i> )	Saves the trained model to four files: a JSON file with the settings, a pickled pyTorch state dict file, and numpy files for the mean and variance of the inputs (used for input scaling).
<i>train</i> (self, <i>method, x, y, theta0, theta1[...]</i> )	Trains the network.

<b>calculate_fisher_information</b>	
<b>evaluate</b>	

**calculate\_fisher\_information** (*self*, \*args, \*\*kwargs)

**evaluate** (*self*, \*args, \*\*kwargs)

**evaluate\_log\_likelihood** (*self*, \*args, \*\*kwargs)

Log likelihood estimation. Signature depends on the type of estimator. The first returned value is the log likelihood with shape (*n\_thetas*, *n\_x*).

**evaluate\_log\_likelihood\_ratio** (*self*, *x*, *theta0*, *theta1*, *test\_all\_combinations=True*, *evaluate\_score=False*)

Evaluates the log likelihood ratio as a function of the observation *x*, the numerator hypothesis *theta0*, and the denominator hypothesis *theta1*.

#### Parameters

**x** [str or ndarray] Observations or filename of a pickled numpy array.

**theta0** [ndarray or str] Numerator parameter points or filename of a pickled numpy array.

**theta1** [ndarray or str] Denominator parameter points or filename of a pickled numpy array.

**test\_all\_combinations** [bool, optional] If False, the number of samples in the observable and theta files has to match, and the likelihood ratio is evaluated only for the combinations  $r(x_i | \theta_{0_i}, \theta_{1_i})$ . If True,  $r(x_i | \theta_{0_j}, \theta_{1_j})$  for all pairwise combinations *i, j* are evaluated. Default value: True.

**evaluate\_score** [bool, optional] Sets whether in addition to the likelihood ratio the score is evaluated. Default value: False.

#### Returns

**log\_likelihood\_ratio** [ndarray] The estimated log likelihood ratio. If *test\_all\_combinations* is True, the result has shape (*n\_thetas*, *n\_x*). Otherwise, it has shape (*n\_samples*,).

**score0** [ndarray or None] None if *evaluate\_score* is False. Otherwise the derived estimated score at *theta0*. If *test\_all\_combinations* is True, the result has shape (*n\_thetas*, *n\_x*, *n\_parameters*). Otherwise, it has shape (*n\_samples*, *n\_parameters*).

**score1** [ndarray or None] None if *evaluate\_score* is False. Otherwise the derived estimated score at *theta1*. If *test\_all\_combinations* is True, the result has shape (*n\_thetas*, *n\_x*, *n\_parameters*). Otherwise, it has shape (*n\_samples*, *n\_parameters*).

**evaluate\_score** (*self*, \*args, \*\*kwargs)

Score estimation. Signature depends on the type of estimator. The only returned value is the score with shape (*n\_x*).

**train** (*self*, *method*, *x*, *y*, *theta0*, *theta1*, *r\_xz=None*, *t\_xz0=None*, *t\_xz1=None*, *alpha=1.0*, *optimizer='amsgrad'*, *n\_epochs=50*, *batch\_size=200*, *initial\_lr=0.001*, *final\_lr=0.0001*, *nes-terov\_momentum=None*, *validation\_split=0.25*, *early\_stopping=True*, *scale\_inputs=True*, *shuffle\_labels=False*, *limit\_samplesize=None*, *verbose='some'*)

Trains the network.

#### Parameters

**method** [str] The inference method used for training. Allowed values are 'alice', 'alices', 'carl', 'cascal', 'rascal', and 'rolr'.

**x** [ndarray or str] Path to an unweighted sample of observations, as saved by the *mad-miner.sampling.SampleAugmenter* functions. Required for all inference methods.

**y** [ndarray or str] Class labels (0 = numerator, 1 = denominator), or filename of a pickled numpy array.

**theta0** [ndarray or str] Numerator parameter point, or filename of a pickled numpy array.

**theta1** [ndarray or str] Denominator parameter point, or filename of a pickled numpy array.

**r\_xz** [ndarray or str or None, optional] Joint likelihood ratio, or filename of a pickled numpy array. Default value: None.

**t\_xz0** [ndarray or str or None, optional] Joint scores at theta0, or filename of a pickled numpy array. Default value: None.

**t\_xz1** [ndarray or str or None, optional] Joint scores at theta1, or filename of a pickled numpy array. Default value: None.

**alpha** [float, optional] Hyperparameter weighting the score error in the loss function of the ‘alices’, ‘rascal’, and ‘cascal’ methods. Default value: 1.

**optimizer** [{“adam”, “amsgrad”, “sgd”}, optional] Optimization algorithm. Default value: “amsgrad”.

**n\_epochs** [int, optional] Number of epochs. Default value: 50.

**batch\_size** [int, optional] Batch size. Default value: 200.

**initial\_lr** [float, optional] Learning rate during the first epoch, after which it exponentially decays to final\_lr. Default value: 0.001.

**final\_lr** [float, optional] Learning rate during the last epoch. Default value: 0.0001.

**nesterov\_momentum** [float or None, optional] If trainer is “sgd”, sets the Nesterov momentum. Default value: None.

**validation\_split** [float or None, optional] Fraction of samples used for validation and early stopping (if early\_stopping is True). If None, the entire sample is used for training and early stopping is deactivated. Default value: 0.25.

**early\_stopping** [bool, optional] Activates early stopping based on the validation loss (only if validation\_split is not None). Default value: True.

**scale\_inputs** [bool, optional] Scale the observables to zero mean and unit variance. Default value: True.

**shuffle\_labels** [bool, optional] If True, the labels ( $y$ ,  $r_{xz}$ ,  $t_{xz}$ ) are shuffled, while the observations ( $x$ ) remain in their normal order. This serves as a closure test, in particular as cross-check against overfitting: an estimator trained with shuffle\_labels=True should predict to likelihood ratios around 1 and scores around 0.

**limit\_samplesize** [int or None, optional] If not None, only this number of samples (events) is used to train the estimator. Default value: None.

**verbose** [{“all”, “many”, “some”, “few”, “none”}, optional] Determines verbosity of training. Default value: “some”.

## Returns

None

```
class madminer.ml.Ensemble (estimators=None)
```

Bases: object

Ensemble methods for likelihood, likelihood ratio, and score estimation.

Generally, Ensemble instances can be used very similarly to Estimator instances:

- The initialization of Ensemble takes a list of (trained or untrained) Estimator instances.
- The methods *Ensemble.train\_one()* and *Ensemble.train\_all()* train the estimators (this can also be done outside of Ensemble).
- *Ensemble.calculate\_expectation()* can be used to calculate the expectation of the estimation likelihood ratio or the expected estimated score over a validation sample. Ideally (and assuming the correct sampling), these expectation values should be close to zero. Deviations from zero therefore point out that the estimator is probably inaccurate.
- *Ensemble.evaluate\_log\_likelihood()*, *Ensemble.evaluate\_log\_likelihood\_ratio()*, *Ensemble.evaluate\_score()*, and *Ensemble.calculate\_fisher\_information()* can then be used to calculate ensemble predictions.
- *Ensemble.save()* and *Ensemble.load()* can store all estimators in one folder.

The individual estimators in the ensemble can be trained with different methods, but they have to be of the same type: either all estimators are ParameterizedRatioEstimator instances, or all estimators are DoubleParameterizedRatioEstimator instances, or all estimators are ScoreEstimator instances, or all estimators are LikelihoodEstimator instances..

### Parameters

**estimators** [None or list of Estimator, optional] If int, sets the number of estimators that will be created as new MLForge instances. If list, sets the estimators directly, either from MLForge instances or filenames (that are then loaded with *MLForge.load()*). If None, the ensemble is initialized without estimators. Note that the estimators have to be consistent: either all of them are trained with a local score method ('sally' or 'sallino'); or all of them are trained with a single-parameterized method ('carl', 'rolr', 'rascal', 'scandal', 'alice', or 'alices'); or all of them are trained with a doubly parameterized method ('carl2', 'rolr2', 'rascal2', 'alice2', or 'alices2'). Mixing estimators of different types within one of these three categories is supported, but mixing estimators from different categories is not and will raise a *RuntimeException*. Default value: None.

### Attributes

**estimators** [list of Estimator] The estimators in the form of MLForge instances.

### Methods

<i>add_estimator</i> (self, estimator)	Adds an estimator to the ensemble.
<i>calculate_fisher_information</i> (self, x[, ...])	Calculates expected Fisher information matrices for an ensemble of ScoreEstimator instances.
<i>evaluate_log_likelihood</i> (self[, ...])	Estimates the log likelihood from each estimator and returns the ensemble mean (and, if calculate_covariance is True, the covariance between them).
<i>evaluate_log_likelihood_ratio</i> (self[, ...])	Estimates the log likelihood ratio from each estimator and returns the ensemble mean (and, if calculate_covariance is True, the covariance between them).
<i>evaluate_score</i> (self[, estimator_weights, ...])	Estimates the score from each estimator and returns the ensemble mean (and, if calculate_covariance is True, the covariance between them).
<i>load</i> (self, folder)	Loads the estimator ensemble from a folder.
<i>save</i> (self, folder[, save_model])	Saves the estimator ensemble to a folder.

Continued on next page

Table 2 – continued from previous page

<code>train_all(self, \**kwargs)</code>	Trains all estimators.
<code>train_one(self, i, \**kwargs)</code>	Trains an individual estimator.

**add\_estimator** (*self*, *estimator*)

Adds an estimator to the ensemble.

#### Parameters

**estimator** [Estimator] The estimator.

#### Returns

None

**calculate\_fisher\_information** (*self*, *x*, *obs\_weights=None*, *estimator\_weights=None*, *n\_events=1*, *mode='score'*, *calculate\_covariance=True*, *sum\_events=True*)

Calculates expected Fisher information matrices for an ensemble of ScoreEstimator instances.

There are two ways of calculating the ensemble average. In the default “score” mode, the ensemble average for the score is calculated for each event, and the Fisher information is calculated based on these mean scores. In the “information” mode, the Fisher information is calculated for each estimator separately and the ensemble mean is calculated only for the final Fisher information matrix. The “score” mode is generally assumed to be more precise and is the default.

In the “score” mode, the covariance matrix of the final result is calculated in the following way: - For each event  $x$  and each estimator  $a$ , the “shifted” predicted score is calculated as

$t_a'(x) = t(x) + 1/\sqrt{n} * (t_a(x) - t(x))$ . Here  $t(x)$  is the mean score (averaged over the ensemble) for this event,  $t_a(x)$  is the prediction of estimator  $a$  for this event, and  $n$  is the number of estimators. The ensemble variance of these shifted score predictions is equal to the uncertainty on the mean of the ensemble of original predictions.

- For each estimator  $a$ , the shifted Fisher information matrix  $I_a'$  is calculated from the shifted predicted scores.
- The ensemble covariance between all Fisher information matrices  $I_a'$  is calculated and taken as the measure of uncertainty on the Fisher information calculated from the mean scores.

In the “information” mode, the user has the option to treat all estimators equally (‘committee method’) or to give those with expected score close to zero (as calculated by `calculate_expectation()`) a higher weight. In this case, the ensemble mean  $I$  is calculated as  $I = \sum_i w_i I_i$  with weights  $w_i = \exp(-\text{vote\_expectation\_weight} |E[t_i]|) / \sum_j \exp(-\text{vote\_expectation\_weight} |E[t_k]|)$ . Here  $I_i$  are the individual estimators and  $E[t_i]$  is the expectation value calculated by `calculate_expectation()`.

#### Parameters

**x** [str or ndarray] Sample of observations, or path to numpy file with observations, as saved by the `madminer.sampling.SampleAugmenter` functions. Note that this sample has to be sampled from the reference parameter where the score is estimated with the SALLY / SALLINO estimator!

**obs\_weights** [None or ndarray, optional] Weights for the observations. If None, all events are taken to have equal weight. Default value: None.

**estimator\_weights** [ndarray or None, optional] Weights for each estimator in the ensemble. If None, all estimators have an equal vote. Default value: None.

**n\_events** [float, optional] Expected number of events for which the kinematic Fisher information should be calculated. Default value: 1.

**mode** [{“score”, “information”}, optional] If mode is “information”, the Fisher information for each estimator is calculated individually and only then are the sample mean and covariance calculated. If mode is “score”, the sample mean is calculated for the score for each event. Default value: “score”.

**calculate\_covariance** [bool, optional] If True, the covariance between the different estimators is calculated. Default value: True.

**sum\_events** [bool, optional] If True or mode is “information”, the expected Fisher information summed over the events  $x$  is calculated. If False and mode is “score”, the per-event Fisher information for each event is returned. Default value: True.

#### Returns

**mean\_prediction** [ndarray] Expected kinematic Fisher information matrix with shape  $(n\_events, n\_parameters, n\_parameters)$  if `sum_events` is False and mode is “score”, or  $(n\_parameters, n\_parameters)$  in any other case.

**covariance** [ndarray or None] The covariance of the estimated Fisher information matrix. This object has four indices,  $cov_{(ij)(i'j')}$ , ordered as  $i\ j\ i'\ j'$ . It has shape  $(n\_parameters, n\_parameters, n\_parameters, n\_parameters)$ .

**evaluate\_log\_likelihood** (*self*, *estimator\_weights=None*, *calculate\_covariance=False*, *\*\*kwargs*)

Estimates the log likelihood from each estimator and returns the ensemble mean (and, if `calculate_covariance` is True, the covariance between them).

#### Parameters

**estimator\_weights** [ndarray or None, optional] Weights for each estimator in the ensemble. If None, all estimators have an equal vote. Default value: None.

**calculate\_covariance** [bool, optional] If True, the covariance between the different estimators is calculated. Default value: False.

**kwargs** Arguments for the evaluation. See the documentation of the relevant Estimator class.

#### Returns

**log\_likelihood** [ndarray] Mean prediction for the log likelihood.

**covariance** [ndarray or None] If `calculate_covariance` is True, the covariance matrix between the estimators. Otherwise None.

**evaluate\_log\_likelihood\_ratio** (*self*, *estimator\_weights=None*, *calculate\_covariance=False*, *\*\*kwargs*)

Estimates the log likelihood ratio from each estimator and returns the ensemble mean (and, if `calculate_covariance` is True, the covariance between them).

#### Parameters

**estimator\_weights** [ndarray or None, optional] Weights for each estimator in the ensemble. If None, all estimators have an equal vote. Default value: None.

**calculate\_covariance** [bool, optional] If True, the covariance between the different estimators is calculated. Default value: False.

**kwargs** Arguments for the evaluation. See the documentation of the relevant Estimator class.

#### Returns

**log\_likelihood\_ratio** [ndarray] Mean prediction for the log likelihood ratio.

**covariance** [ndarray or None] If `calculate_covariance` is `True`, the covariance matrix between the estimators. Otherwise `None`.

**evaluate\_score** (*self*, *estimator\_weights=None*, *calculate\_covariance=False*, *\*\*kwargs*)

Estimates the score from each estimator and returns the ensemble mean (and, if `calculate_covariance` is `True`, the covariance between them).

#### Parameters

**estimator\_weights** [ndarray or None, optional] Weights for each estimator in the ensemble. If `None`, all estimators have an equal vote. Default value: `None`.

**calculate\_covariance** [bool, optional] If `True`, the covariance between the different estimators is calculated. Default value: `False`.

**kwargs** Arguments for the evaluation. See the documentation of the relevant Estimator class.

#### Returns

**log\_likelihood\_ratio** [ndarray] Mean prediction for the log likelihood ratio.

**covariance** [ndarray or None] If `calculate_covariance` is `True`, the covariance matrix between the estimators. Otherwise `None`.

**load** (*self*, *folder*)

Loads the estimator ensemble from a folder.

#### Parameters

**folder** [str] Path to the folder.

#### Returns

`None`

**save** (*self*, *folder*, *save\_model=False*)

Saves the estimator ensemble to a folder.

#### Parameters

**folder** [str] Path to the folder.

**save\_model** [bool, optional] If `True`, the whole model is saved in addition to the state dict. This is not necessary for loading it again with `Ensemble.load()`, but can be useful for debugging, for instance to plot the computational graph.

#### Returns

`None`

**train\_all** (*self*, *\*\*kwargs*)

Trains all estimators. See *Estimator.train()*.

#### Parameters

**kwargs** [dict] Parameters for *Estimator.train()*. If a value in this dict is a list, it has to have length *n\_estimators* and contain one value of this parameter for each of the estimators. Otherwise the value is used as parameter for the training of all the estimators.

#### Returns

`None`

**train\_one** (*self*, *i*, *\*\*kwargs*)

Trains an individual estimator. See *Estimator.train()*.

### Parameters

- i** [int] The index  $0 \leq i < n\_estimators$  of the estimator to be trained.
- kwargs** [dict] Parameters for *Estimator.train()*.

### Returns

None

**class** madminer.ml.**Estimator** (*features=None, n\_hidden=(100, 100), activation='tanh'*)

Bases: object

Abstract class for any ML estimator. Subclassed by ParameterizedRatioEstimator, DoubleParameterizedRatioEstimator, ScoreEstimator, and LikelihoodEstimator.

Each instance of this class represents one neural estimator. The most important functions are:

- *Estimator.train()* to train an estimator. The keyword *method* determines the inference technique and whether a class instance represents a single-parameterized likelihood ratio estimator, a doubly-parameterized likelihood ratio estimator, or a local score estimator.
- *Estimator.evaluate()* to evaluate the estimator.
- *Estimator.save()* to save the trained model to files.
- *Estimator.load()* to load the trained model from files.

Please see the tutorial for a detailed walk-through.

### Methods

<i>evaluate_log_likelihood</i> (self, <i>\*args, \*\*kwargs</i> )	Log likelihood estimation.
<i>evaluate_log_likelihood_ratio</i> (self, <i>\*args, \*\*kwargs</i> )	Log likelihood ratio estimation.
<i>evaluate_score</i> (self, <i>\*args, \*\*kwargs</i> )	Score estimation.
<i>load</i> (self, filename)	Loads a trained model from files.
<i>save</i> (self, filename[, save_model])	Saves the trained model to four files: a JSON file with the settings, a pickled pyTorch state dict file, and numpy files for the mean and variance of the inputs (used for input scaling).

<b>calculate_fisher_information</b>	
<b>evaluate</b>	
<b>train</b>	

**calculate\_fisher\_information** (*self, \\*args, \\*\\*kwargs*)

**evaluate** (*self, \\*args, \\*\\*kwargs*)

**evaluate\_log\_likelihood** (*self, \\*args, \\*\\*kwargs*)

Log likelihood estimation. Signature depends on the type of estimator. The first returned value is the log likelihood with shape (*n\_thetas, n\_x*).

**evaluate\_log\_likelihood\_ratio** (*self, \\*args, \\*\\*kwargs*)

Log likelihood ratio estimation. Signature depends on the type of estimator. The first returned value is the log likelihood ratio with shape (*n\_thetas, n\_x*) or (*n\_x*).



**evaluate\_score** (*self*, \*args, \*\*kwargs)

Score estimation. Signature depends on the type of estimator. The only returned value is the score with shape (*n\_x*).

**load** (*self*, filename)

Loads a trained model from files.

#### Parameters

**filename** [str] Path to the files. ‘\_settings.json’ and ‘\_state\_dict.pl’ will be added.

#### Returns

None

**save** (*self*, filename, save\_model=False)

Saves the trained model to four files: a JSON file with the settings, a pickled pyTorch state dict file, and numpy files for the mean and variance of the inputs (used for input scaling).

#### Parameters

**filename** [str] Path to the files. ‘\_settings.json’ and ‘\_state\_dict.pl’ will be added.

**save\_model** [bool, optional] If True, the whole model is saved in addition to the state dict. This is not necessary for loading it again with `Estimator.load()`, but can be useful for debugging, for instance to plot the computational graph.

#### Returns

None

**train** (*self*, \*args, \*\*kwargs)

```
class madminer.ml.LikelihoodEstimator (features=None,  n_components=1,  n_mades=5,
                                         n_hidden=(100,          ),      activation='tanh',
                                         batch_norm=None)
```

Bases: `madminer.ml.Estimator`

A neural estimator of the density or likelihood evaluated at a reference hypothesis as a function of the observation *x*.

#### Parameters

**features** [list of int or None, optional] Indices of observables (features) that are used as input to the neural networks. If None, all observables are used. Default value: None.

**n\_components** [int, optional] The number of Gaussian base components in a MADE MoG. If 1, a plain MADE is used. Default value: 1.

**n\_mades** [int, optional] The number of MADE layers. Default value: 3.

**n\_hidden** [tuple of int, optional] Units in each hidden layer in the neural networks. If method is ‘nde’ or ‘scandal’, this refers to the setup of each individual MADE layer. Default value: (100, 100).

**activation** [{‘tanh’, ‘sigmoid’, ‘relu’}, optional] Activation function. Default value: ‘tanh’.

**batch\_norm** [None or float, optional] If not None, batch normalization is used, where this value sets the alpha parameter in the calculation of the running average of the mean and variance. Default value: None.

## Methods

<code>evaluate_log_likelihood(self, x, theta[, ...])</code>	Evaluates the log likelihood as a function of the observation <code>x</code> and the parameter point <code>theta</code> .
<code>evaluate_log_likelihood_ratio(self, x, ...)</code>	Evaluates the log likelihood ratio as a function of the observation <code>x</code> , the numerator parameter point <code>theta0</code> , and the denominator parameter point <code>theta1</code> .
<code>evaluate_score(self, *args, **kwargs)</code>	Score estimation.
<code>load(self, filename)</code>	Loads a trained model from files.
<code>save(self, filename[, save_model])</code>	Saves the trained model to four files: a JSON file with the settings, a pickled pyTorch state dict file, and numpy files for the mean and variance of the inputs (used for input scaling).
<code>train(self, method, x, theta[, t_xz, alpha, ...])</code>	Trains the network.

<b>calculate_fisher_information</b>	
<b>evaluate</b>	

**calculate\_fisher\_information** (*self*, \*args, \*\*kwargs)

**evaluate** (*self*, \*args, \*\*kwargs)

**evaluate\_log\_likelihood** (*self*, *x*, *theta*, *test\_all\_combinations=True*, *evaluate\_score=False*)

Evaluates the log likelihood as a function of the observation `x` and the parameter point `theta`.

#### Parameters

**x** [ndarray or str] Sample of observations, or path to numpy file with observations.

**theta** [ndarray or str] Parameter points, or path to numpy file with parameter points.

**test\_all\_combinations** [bool, optional] If method is not ‘sally’ and not ‘sallino’: If False, the number of samples in the observable and theta files has to match, and the likelihood ratio is evaluated only for the combinations  $r(x_i \mid \theta_{0_i}, \theta_{1_i})$ . If True,  $r(x_i \mid \theta_{0_j}, \theta_{1_j})$  for all pairwise combinations  $i, j$  are evaluated. Default value: True.

**evaluate\_score** [bool, optional] If method is not ‘sally’ and not ‘sallino’, this sets whether in addition to the likelihood ratio the score is evaluated. Default value: False.

#### Returns

**log\_likelihood** [ndarray] The estimated log likelihood. If `test_all_combinations` is True, the result has shape  $(n\_thetas, n\_x)$ . Otherwise, it has shape  $(n\_samples,)$ .

**score** [ndarray or None] None if `evaluate_score` is False. Otherwise the derived estimated score at `theta`. If `test_all_combinations` is True, the result has shape  $(n\_thetas, n\_x, n\_parameters)$ . Otherwise, it has shape  $(n\_samples, n\_parameters)$ .

**evaluate\_log\_likelihood\_ratio** (*self*, *x*, *theta0*, *theta1*, *test\_all\_combinations*, *evaluate\_score=False*)

Evaluates the log likelihood ratio as a function of the observation `x`, the numerator parameter point `theta0`, and the denominator parameter point `theta1`.

#### Parameters

**x** [ndarray or str] Sample of observations, or path to numpy file with observations.

**theta0** [ndarray or str] Numerator parameters, or path to numpy file.

**theta1** [ndarray or str] Denominator parameters, or path to numpy file.

**test\_all\_combinations** [bool, optional] If method is not ‘sally’ and not ‘sallino’: If False, the number of samples in the observable and theta files has to match, and the likelihood ratio is evaluated only for the combinations  $r(x_i \mid \theta_{0_i}, \theta_{1_i})$ . If True,  $r(x_i \mid \theta_{0_j}, \theta_{1_j})$  for all pairwise combinations  $i, j$  are evaluated. Default value: True.

**evaluate\_score** [bool, optional] If method is not ‘sally’ and not ‘sallino’, this sets whether in addition to the likelihood ratio the score is evaluated. Default value: False.

### Returns

**log\_likelihood** [ndarray] The estimated log likelihood. If test\_all\_combinations is True, the result has shape  $(n\_thetas, n\_x)$ . Otherwise, it has shape  $(n\_samples,)$ .

**score** [ndarray or None] None if evaluate\_score is False. Otherwise the derived estimated score at *theta*. If test\_all\_combinations is True, the result has shape  $(n\_thetas, n\_x, n\_parameters)$ . Otherwise, it has shape  $(n\_samples, n\_parameters)$ .

**evaluate\_score** (*self*, \*args, \*\*kwargs)

Score estimation. Signature depends on the type of estimator. The only returned value is the score with shape  $(n\_x)$ .

**train** (*self*, *method*, *x*, *theta*, *t\_xz*=None, *alpha*=1.0, *optimizer*=‘amsgrad’, *n\_epochs*=50, *batch\_size*=200, *initial\_lr*=0.001, *final\_lr*=0.0001, *nesterov\_momentum*=None, *validation\_split*=0.25, *early\_stopping*=True, *scale\_inputs*=True, *shuffle\_labels*=False, *limit\_sample\_size*=None, *verbose*=‘some’)

Trains the network.

### Parameters

**method** [str] The inference method used for training. Allowed values are ‘nde’ and ‘scandal’.

**x** [ndarray or str] Path to an unweighted sample of observations, as saved by the *madminer.sampling.SampleAugmenter* functions. Required for all inference methods.

**theta** [ndarray or str] Numerator parameter point, or filename of a pickled numpy array.

**t\_xz** [ndarray or str or None, optional] Joint scores at theta, or filename of a pickled numpy array. Default value: None.

**alpha** [float, optional] Hyperparameter weighting the score error in the loss function of the ‘alices’, ‘rascal’, and ‘cascal’ methods. Default value: 1.

**optimizer** [{‘adam’, ‘amsgrad’, ‘sgd’}, optional] Optimization algorithm. Default value: ‘amsgrad’.

**n\_epochs** [int, optional] Number of epochs. Default value: 50.

**batch\_size** [int, optional] Batch size. Default value: 200.

**initial\_lr** [float, optional] Learning rate during the first epoch, after which it exponentially decays to final\_lr. Default value: 0.001.

**final\_lr** [float, optional] Learning rate during the last epoch. Default value: 0.0001.

**nesterov\_momentum** [float or None, optional] If trainer is ‘sgd’, sets the Nesterov momentum. Default value: None.

**validation\_split** [float or None, optional] Fraction of samples used for validation and early stopping (if early\_stopping is True). If None, the entire sample is used for training and early stopping is deactivated. Default value: 0.25.

**early\_stopping** [bool, optional] Activates early stopping based on the validation loss (only if validation\_split is not None). Default value: True.

**scale\_inputs** [bool, optional] Scale the observables to zero mean and unit variance. Default value: True.

**shuffle\_labels** [bool, optional] If True, the labels ( $y$ ,  $r_{xz}$ ,  $t_{xz}$ ) are shuffled, while the observations ( $x$ ) remain in their normal order. This serves as a closure test, in particular as cross-check against overfitting: an estimator trained with `shuffle_labels=True` should predict to likelihood ratios around 1 and scores around 0.

**limit\_samplesize** [int or None, optional] If not None, only this number of samples (events) is used to train the estimator. Default value: None.

**verbose** [{“all”, “many”, “some”, “few”, “none”, optional] Determines verbosity of training. Default value: “some”.

### Returns

None

**class** `madminer.ml.ParameterizedRatioEstimator` (*features=None, n\_hidden=(100, 100), activation='tanh'*)

Bases: `madminer.ml.Estimator`

A neural estimator of the likelihood ratio as a function of the observation  $x$  as well as the numerator hypothesis  $\theta$ . The reference (denominator) hypothesis is kept fixed at some reference value and NOT modeled by the network.

### Parameters

**features** [list of int or None, optional] Indices of observables (features) that are used as input to the neural networks. If None, all observables are used. Default value: None.

**n\_hidden** [tuple of int, optional] Units in each hidden layer in the neural networks. If method is ‘nde’ or ‘scandal’, this refers to the setup of each individual MADE layer. Default value: (100, 100).

**activation** [{‘tanh’, ‘sigmoid’, ‘relu’}, optional] Activation function. Default value: ‘tanh’.

### Methods

<code>evaluate_log_likelihood(self, \*args, \*\*kwargs)</code>	Log likelihood estimation.
<code>evaluate_log_likelihood_ratio(self, x, theta)</code>	Evaluates the log likelihood ratio for given observations $x$ between the given parameter point $\theta$ and the reference hypothesis.
<code>evaluate_score(self, \*args, \*\*kwargs)</code>	Score estimation.
<code>load(self, filename)</code>	Loads a trained model from files.
<code>save(self, filename[, save_model])</code>	Saves the trained model to four files: a JSON file with the settings, a pickled pyTorch state dict file, and numpy files for the mean and variance of the inputs (used for input scaling).
<code>train(self, method, x, y, theta[, r_xz, ...])</code>	Trains the network.

<b>calculate_fisher_information</b>	
<b>evaluate</b>	

**calculate\_fisher\_information** (*self, \\*args, \\*\\*kwargs*)

**evaluate** (*self*, \*args, \*\*kwargs)

**evaluate\_log\_likelihood** (*self*, \*args, \*\*kwargs)

Log likelihood estimation. Signature depends on the type of estimator. The first returned value is the log likelihood with shape (*n\_thetas*, *n\_x*).

**evaluate\_log\_likelihood\_ratio** (*self*, *x*, *theta*, *test\_all\_combinations=True*, *evaluate\_score=False*)

Evaluates the log likelihood ratio for given observations *x* between the given parameter point *theta* and the reference hypothesis.

#### Parameters

**x** [str or ndarray] Observations or filename of a pickled numpy array.

**theta** [ndarray or str] Parameter points or filename of a pickled numpy array.

**test\_all\_combinations** [bool, optional] If False, the number of samples in the observable and theta files has to match, and the likelihood ratio is evaluated only for the combinations  $r(x_i | \theta_{0_i}, \theta_{1_i})$ . If True,  $r(x_i | \theta_{0_j}, \theta_{1_j})$  for all pairwise combinations *i, j* are evaluated. Default value: True.

**evaluate\_score** [bool, optional] Sets whether in addition to the likelihood ratio the score is evaluated. Default value: False.

#### Returns

**log\_likelihood\_ratio** [ndarray] The estimated log likelihood ratio. If *test\_all\_combinations* is True, the result has shape (*n\_thetas*, *n\_x*). Otherwise, it has shape (*n\_samples*,).

**score** [ndarray or None] None if *evaluate\_score* is False. Otherwise the derived estimated score at *theta0*. If *test\_all\_combinations* is True, the result has shape (*n\_thetas*, *n\_x*, *n\_parameters*). Otherwise, it has shape (*n\_samples*, *n\_parameters*).

**evaluate\_score** (*self*, \*args, \*\*kwargs)

Score estimation. Signature depends on the type of estimator. The only returned value is the score with shape (*n\_x*).

**train** (*self*, *method*, *x*, *y*, *theta*, *r\_xz=None*, *t\_xz=None*, *alpha=1.0*, *optimizer='amsgrad'*, *n\_epochs=50*, *batch\_size=200*, *initial\_lr=0.001*, *final\_lr=0.0001*, *nesterov\_momentum=None*, *validation\_split=0.25*, *early\_stopping=True*, *scale\_inputs=True*, *shuffle\_labels=False*, *limit\_sample\_size=None*, *verbose='some'*)

Trains the network.

#### Parameters

**method** [str] The inference method used for training. Allowed values are 'alice', 'alices', 'carl', 'cascal', 'rascal', and 'rolr'.

**x** [ndarray or str] Path to an unweighted sample of observations, as saved by the *mad-miner.sampling.SampleAugmenter* functions. Required for all inference methods.

**y** [ndarray or str] Class labels (0 = numerator, 1 = denominator), or filename of a pickled numpy array.

**theta** [ndarray or str] Numerator parameter point, or filename of a pickled numpy array.

**r\_xz** [ndarray or str or None, optional] Joint likelihood ratio, or filename of a pickled numpy array. Default value: None.

**t\_xz** [ndarray or str or None, optional] Joint scores at theta, or filename of a pickled numpy array. Default value: None.

- alpha** [float, optional] Hyperparameter weighting the score error in the loss function of the ‘alices’, ‘rascal’, and ‘cascal’ methods. Default value: 1.
- optimizer** [{“adam”, “amsgrad”, “sgd”}, optional] Optimization algorithm. Default value: “amsgrad”.
- n\_epochs** [int, optional] Number of epochs. Default value: 50.
- batch\_size** [int, optional] Batch size. Default value: 200.
- initial\_lr** [float, optional] Learning rate during the first epoch, after which it exponentially decays to final\_lr. Default value: 0.001.
- final\_lr** [float, optional] Learning rate during the last epoch. Default value: 0.0001.
- nesterov\_momentum** [float or None, optional] If trainer is “sgd”, sets the Nesterov momentum. Default value: None.
- validation\_split** [float or None, optional] Fraction of samples used for validation and early stopping (if early\_stopping is True). If None, the entire sample is used for training and early stopping is deactivated. Default value: 0.25.
- early\_stopping** [bool, optional] Activates early stopping based on the validation loss (only if validation\_split is not None). Default value: True.
- scale\_inputs** [bool, optional] Scale the observables to zero mean and unit variance. Default value: True.
- shuffle\_labels** [bool, optional] If True, the labels ( $y$ ,  $r_{xz}$ ,  $t_{xz}$ ) are shuffled, while the observations ( $x$ ) remain in their normal order. This serves as a closure test, in particular as cross-check against overfitting: an estimator trained with shuffle\_labels=True should predict to likelihood ratios around 1 and scores around 0.
- limit\_samplesize** [int or None, optional] If not None, only this number of samples (events) is used to train the estimator. Default value: None.
- verbose** [{“all”, “many”, “some”, “few”, “none”}, optional] Determines verbosity of training. Default value: “some”.

#### Returns

None

```
class madminer.ml.ScoreEstimator (features=None,      n_components=1,      n_mades=5,
                                n_hidden=(100, ), activation='tanh', batch_norm=None)
```

Bases: *madminer.ml.Estimator*

A neural estimator of the score evaluated at a fixed reference hypothesis as a function of the observation  $x$ .

#### Parameters

- features** [list of int or None, optional] Indices of observables (features) that are used as input to the neural networks. If None, all observables are used. Default value: None.
- n\_hidden** [tuple of int, optional] Units in each hidden layer in the neural networks. If method is ‘nde’ or ‘scandal’, this refers to the setup of each individual MADE layer. Default value: (100, 100).
- activation** [{‘tanh’, ‘sigmoid’, ‘relu’}, optional] Activation function. Default value: ‘tanh’.

## Methods

<code>calculate_fisher_information(self, x[, ...])</code>	Calculates the expected Fisher information matrix based on the kinematic information in a given number of events.
<code>evaluate_log_likelihood(self, <i>*args</i>, <i>**kwargs</i>)</code>	Log likelihood estimation.
<code>evaluate_log_likelihood_ratio(self, <i>*args</i>, ...)</code>	Log likelihood ratio estimation.
<code>evaluate_score(self, x[, nuisance_mode])</code>	Evaluates the score.
<code>load(self, filename)</code>	Loads a trained model from files.
<code>save(self, filename[, save_model])</code>	Saves the trained model to four files: a JSON file with the settings, a pickled pyTorch state dict file, and numpy files for the mean and variance of the inputs (used for input scaling).
<code>set_nuisance(self, fisher_information, ...)</code>	Prepares the calculation of profiled scores, see <a href="https://arxiv.org/pdf/1903.01473.pdf">https://arxiv.org/pdf/1903.01473.pdf</a> .
<code>train(self, method, x, t_xz[, optimizer, ...])</code>	Trains the network.

### evaluate

**calculate\_fisher\_information** (*self*, *x*, *weights=None*, *n\_events=1*, *sum\_events=True*)

Calculates the expected Fisher information matrix based on the kinematic information in a given number of events.

#### Parameters

**x** [str or ndarray] Sample of observations, or path to numpy file with observations. Note that this sample has to be sampled from the reference parameter where the score is estimated with the SALLY / SALLINO estimator.

**weights** [None or ndarray, optional] Weights for the observations. If None, all events are taken to have equal weight. Default value: None.

**n\_events** [float, optional] Expected number of events for which the kinematic Fisher information should be calculated. Default value: 1.

**sum\_events** [bool, optional] If True, the expected Fisher information summed over the events *x* is calculated. If False, the per-event Fisher information for each event is returned. Default value: True.

#### Returns

**fisher\_information** [ndarray] Expected kinematic Fisher information matrix with shape (*n\_events*, *n\_parameters*, *n\_parameters*) if *sum\_events* is False or (*n\_parameters*, *n\_parameters*) if *sum\_events* is True.

**evaluate** (*self*, *\*args*, *\*\*kwargs*)

**evaluate\_log\_likelihood** (*self*, *\*args*, *\*\*kwargs*)

Log likelihood estimation. Signature depends on the type of estimator. The first returned value is the log likelihood with shape (*n\_thetas*, *n\_x*).

**evaluate\_log\_likelihood\_ratio** (*self*, *\*args*, *\*\*kwargs*)

Log likelihood ratio estimation. Signature depends on the type of estimator. The first returned value is the log likelihood ratio with shape (*n\_thetas*, *n\_x*) or (*n\_x*).

**evaluate\_score** (*self*, *x*, *nuisance\_mode*='auto')

Evaluates the score.

#### Parameters

**x** [str or ndarray] Observations, or filename of a pickled numpy array.

**nuisance\_mode** [{"auto", "keep", "profile", "project"}] Decides how nuisance parameters are treated. If nuisance\_mode is "auto", the returned score is the (n+k)- dimensional score in the space of n parameters of interest and k nuisance parameters if *set\_profiling* has not been called, and the n-dimensional profiled score in the space of the parameters of interest if it has been called. For "keep", the returned score is always (n+k)-dimensional. For "profile", it is the n-dimensional profiled score. For "project", it is the n-dimensional projected score, i.e. ignoring the nuisance parameters.

#### Returns

**score** [ndarray] Estimated score with shape (*n\_observations*, *n\_parameters*).

**load** (*self*, *filename*)

Loads a trained model from files.

#### Parameters

**filename** [str] Path to the files. '\_settings.json' and '\_state\_dict.pl' will be added.

#### Returns

**None**

**save** (*self*, *filename*, *save\_model*=False)

Saves the trained model to four files: a JSON file with the settings, a pickled pyTorch state dict file, and numpy files for the mean and variance of the inputs (used for input scaling).

#### Parameters

**filename** [str] Path to the files. '\_settings.json' and '\_state\_dict.pl' will be added.

**save\_model** [bool, optional] If True, the whole model is saved in addition to the state dict. This is not necessary for loading it again with *Estimator.load()*, but can be useful for debugging, for instance to plot the computational graph.

#### Returns

**None**

**set\_nuisance** (*self*, *fisher\_information*, *parameters\_of\_interest*)

Prepares the calculation of profiled scores, see <https://arxiv.org/pdf/1903.01473.pdf>.

#### Parameters

**fisher\_information** [ndarray] Fisher informatioin with shape (*n\_parameters*, *n\_parameters*).

**parameters\_of\_interest** [list of int] List of int, with  $0 \leq \text{remaining\_compoinents}[i] < n\_parameters$ . Denotes which parameters are kept in the profiling, and their new order.

#### Returns

**None**

**train** (*self*, *method*, *x*, *t\_xz*, *optimizer*='amsgrad', *n\_epochs*=50, *batch\_size*=200, *initial\_lr*=0.001, *final\_lr*=0.0001, *nesterov\_momentum*=None, *validation\_split*=0.25, *early\_stopping*=True, *scale\_inputs*=True, *shuffle\_labels*=False, *limit\_samplesize*=None, *verbose*='some')

Trains the network.



## Parameters

- method** [str] The inference method used for training. Currently values are ‘sally’ and ‘sallino’, but at the training stage they are identical. So right now it doesn’t matter which one you use.
- x** [ndarray or str] Path to an unweighted sample of observations, as saved by the *madminer.sampling.SampleAugmenter* functions. Required for all inference methods.
- t\_xz** [ndarray or str] Joint scores at the reference hypothesis, or filename of a pickled numpy array.
- optimizer** [{“adam”, “amsgrad”, “sgd”}, optional] Optimization algorithm. Default value: “amsgrad”.
- n\_epochs** [int, optional] Number of epochs. Default value: 50.
- batch\_size** [int, optional] Batch size. Default value: 200.
- initial\_lr** [float, optional] Learning rate during the first epoch, after which it exponentially decays to final\_lr. Default value: 0.001.
- final\_lr** [float, optional] Learning rate during the last epoch. Default value: 0.0001.
- nesterov\_momentum** [float or None, optional] If trainer is “sgd”, sets the Nesterov momentum. Default value: None.
- validation\_split** [float or None, optional] Fraction of samples used for validation and early stopping (if early\_stopping is True). If None, the entire sample is used for training and early stopping is deactivated. Default value: 0.25.
- early\_stopping** [bool, optional] Activates early stopping based on the validation loss (only if validation\_split is not None). Default value: True.
- scale\_inputs** [bool, optional] Scale the observables to zero mean and unit variance. Default value: True.
- shuffle\_labels** [bool, optional] If True, the labels ( $y$ ,  $r_{xz}$ ,  $t_{xz}$ ) are shuffled, while the observations ( $x$ ) remain in their normal order. This serves as a closure test, in particular as cross-check against overfitting: an estimator trained with shuffle\_labels=True should predict to likelihood ratios around 1 and scores around 0.
- limit\_samplesize** [int or None, optional] If not None, only this number of samples (events) is used to train the estimator. Default value: None.
- verbose** [{“all”, “many”, “some”, “few”, “none”}, optional] Determines verbosity of training. Default value: “some”.

## Returns

None

**exception** `madminer.ml.TheresAGoodReasonThisDoesntWork`

Bases: `Exception`

`madminer.ml.load_estimator(filename)`



## CHAPTER 12

---

madminer.morphing module

---



`madminer.plotting.plot_2d_morphing_basis` (*morpher*, *xlabel*=' $\theta_0$ ', *ylabel*=' $\theta_1$ ', *xrange*=(-1.0, 1.0), *yrange*=(-1.0, 1.0), *crange*=(1.0, 100.0), *resolution*=100)

Visualizes a morphing basis and morphing errors for problems with a two-dimensional parameter space.

### Parameters

- morpher** [PhysicsMorpher] PhysicsMorpher instance with defined basis.
- xlabel** [str, optional] Label for the x axis. Default value:  $\theta_0$ .
- ylabel** [str, optional] Label for the y axis. Default value:  $\theta_1$ .
- xrange** [tuple of float, optional] Range (*min*, *max*) for the x axis. Default value: (-1., 1.).
- yrange** [tuple of float, optional] Range (*min*, *max*) for the y axis. Default value: (-1., 1.).
- crange** [tuple of float, optional] Range (*min*, *max*) for the color map. Default value: (1., 100.).
- resolution** [int, optional] Number of points per axis for the rendering of the squared morphing weights. Default value: 100.

### Returns

- figure** [Figure] Plot as Matplotlib Figure instance.

`madminer.plotting.plot_distribution_of_information` (*xbins*, *xsecs*, *fisher\_information\_matrices*, *fisher\_information\_matrices\_aux*=None, *xlabel*=None, *xmin*=None, *xmax*=None, *log\_xsec*=False, *norm\_xsec*=True, *epsilon*=1e-09)

Plots the distribution of the cross section together with the distribution of the Fisher information.

### Parameters

- xbins** [list of float] Bin boundaries.
- xsecs** [list of float] Cross sections (in pb) per bin.

**fisher\_information\_matrices** [list of ndarray] Fisher information matrices for each bin.

**fisher\_information\_matrices\_aux** [list of ndarray or None, optional] Additional Fisher information matrices for each bin (will be plotted with a dashed line).

**xlabel** [str or None, optional] Label for the x axis.

**xmin** [float or None, optional] Minimum value for the x axis.

**xmax** [float or None, optional] Maximum value for the x axis.

**log\_xsec** [bool, optional] Whether to plot the cross section on a logarithmic y axis.

**norm\_xsec** [bool, optional] Whether the cross sections are normalized to 1.

**epsilon** [float, optional] Numerical factor.

#### Returns

**figure** [Figure] Plot as Matplotlib Figure instance.

`madminer.plotting.plot_distributions` (*filename*, *observables=None*, *parameter\_points=None*, *uncertainties='nuisance'*, *nuisance\_parameters=None*, *draw\_nuisance\_toys=None*, *normalize=False*, *log=False*, *observable\_labels=None*, *n\_bins=50*, *line\_labels=None*, *colors=None*, *linestyles=None*, *linewidths=1.5*, *toy\_linewidths=0.5*, *alpha=0.15*, *toy\_alpha=0.75*, *n\_events=None*, *n\_toys=100*, *n\_cols=3*, *quantiles\_for\_range=(0.025, 0.975)*, *sample\_only\_from\_closest\_benchmark=False*)

Plots one-dimensional histograms of observables in a MadMiner file for a given set of benchmarks.

#### Parameters

**filename** [str] Filename of a MadMiner HDF5 file.

**observables** [list of str or None, optional] Which observables to plot, given by a list of their names. If None, all observables in the file are plotted. Default value: None.

**parameter\_points** [list of (str or ndarray) or None, optional] Which parameter points to use for histogramming the data. Given by a list, each element can either be the name of a benchmark in the MadMiner file, or an ndarray specifying any parameter point in a morphing setup. If None, all physics (non-nuisance) benchmarks defined in the MadMiner file are plotted. Default value: None.

**uncertainties** [{“nuisance”, “none”}, optional] Defines how uncertainty bands are drawn. With “nuisance”, the variation in cross section from all nuisance parameters is added in quadrature. With “none”, no error bands are drawn.

**nuisance\_parameters** [None or list of int, optional] If uncertainties is “nuisance”, this can restrict which nuisance parameters are used to draw the uncertainty bands. Each entry of this list is the index of one nuisance parameter (same order as in the MadMiner file).

**draw\_nuisance\_toys** [None or int, optional] If not None and uncertainties is “nuisance”, sets the number of nuisance toy distributions that are drawn (in addition to the error bands).

**normalize** [bool, optional] Whether the distribution is normalized to the total cross section. Default value: False.

**log** [bool, optional] Whether to draw the y axes on a logarithmic scale. Default value: False.

**observable\_labels** [None or list of (str or None), optional] x-axis labels naming the observables. If None, the observable names from the MadMiner file are used. Default value: None.

**n\_bins** [int, optional] Number of histogram bins. Default value: 50.

**line\_labels** [None or list of (str or None), optional] Labels for the different parameter points. If None and if parameter\_points is None, the benchmark names from the MadMiner file are used. Default value: None.

**colors** [None or str or list of str, optional] Matplotlib line (and error band) colors for the distributions. If None, uses default colors. Default value: None.

**linestyles** [None or str or list of str, optional] Matplotlib line styles for the distributions. If None, uses default linestyles. Default value: None.

**linewidths** [float or list of float, optional] Line widths for the contours. Default value: 1.5.

**toy\_linewidths** [float or list of float or None, optional] Line widths for the toy replicas, if uncertainties is “nuisance” and draw\_nuisance\_toys is not None. If None, linewidths is used. Default value: 1.

**alpha** [float, optional] alpha value for the uncertainty bands. Default value: 0.25.

**toy\_alpha** [float, optional] alpha value for the toy replicas, if uncertainties is “nuisance” and draw\_nuisance\_toys is not None. Default value: 0.75.

**n\_events** [None or int, optional] If not None, sets the number of events from the MadMiner file that will be analyzed and plotted. Default value: None.

**n\_toys** [int, optional] Number of toy nuisance parameter vectors used to estimate the systematic uncertainties. Default value: 100.

**n\_cols** [int, optional] Number of columns of subfigures in the plot. Default value: 3.

**quantiles\_for\_range** [tuple of two float, optional] Tuple (*min\_quantile*, *max\_quantile*) that defines how the observable range is determined for each panel. Default: (0.025, 0.075).

## Returns

**figure** [Figure] Plot as Matplotlib Figure instance.

```
madminer.plotting.plot_fisher_information_contours_2d(fisher_information_matrices,
                                                       fisher_information_covariances=None,
                                                       reference_thetas=None,
                                                       contour_distance=1.0,
                                                       xlabel='$\theta_0$', ylabel='$\theta_1$',
                                                       xrange=(-1.0, 1.0), yrange=(-1.0, 1.0),
                                                       labels=None, inline_labels=None,
                                                       resolution=500, colors=None,
                                                       linestyles=None, linewidths=1.5,
                                                       alphas=1.0, alphas_uncertainties=0.25)
```

Visualizes 2x2 Fisher information matrices as contours of constant Fisher distance from a reference point  $\theta_0$ .

The local (tangent-space) approximation is used: distances  $d(\theta)$  are given by  $d(\theta)^2 = (\theta - \theta_0)_i I_{ij} (\theta - \theta_0)_j$ , summing over  $i$  and  $j$ .

## Parameters

**fisher\_information\_matrices** [list of ndarray] Fisher information matrices, each with shape (2,2).

**fisher\_information\_covariances** [None or list of (ndarray or None), optional] Covariance matrices for the Fisher information matrices. Has to have the same length as `fisher_information_matrices`, and each entry has to be None (no uncertainty) or a tensor with shape (2,2,2,2). Default value: None.

**reference\_thetas** [None or list of (ndarray or None), optional] Reference points from which the distances are calculated. If None, the origin (0,0) is used. Default value: None.

**contour\_distance** [float, optional.] Distance threshold at which the contours are drawn. Default value: 1.

**xlabel** [str, optional] Label for the x axis. Default value:  $r'\$ \text{heta}_0\$$ .

**ylabel** [str, optional] Label for the y axis. Default value:  $r'\$ \text{heta}_1\$$ .

**xrange** [tuple of float, optional] Range (*min*, *max*) for the x axis. Default value: (-1., 1.).

**yrange** [tuple of float, optional] Range (*min*, *max*) for the y axis. Default value: (-1., 1.).

**labels** [None or list of (str or None), optional] Legend labels for the contours. Default value: None.

**inline\_labels** [None or list of (str or None), optional] Inline labels for the contours. Default value: None.

**resolution** [int] Number of points per axis for the calculation of the distances. Default value: 500.

**colors** [None or str or list of str, optional] Matplotlib line (and error band) colors for the contours. If None, uses default colors. Default value: None.

**linestyles** [None or str or list of str, optional] Matplotlib line styles for the contours. If None, uses default linestyles. Default value: None.

**linewidths** [float or list of float, optional] Line widths for the contours. Default value: 1.5.

**alphas** [float or list of float, optional] Opacities for the contours. Default value: 1.

**alphas\_uncertainties** [float or list of float, optional] Opacities for the error bands. Default value: 0.25.

#### Returns

**figure** [Figure] Plot as Matplotlib Figure instance.

`madminer.plotting.plot_fisherinfo_barplot` (*fisher\_information\_matrices*, *labels*, *determinant\_indices=None*, *eigenvalue\_colors=None*, *bar\_colors=None*)

#### Parameters

**fisher\_information\_matrices** [list of ndarray] Fisher information matrices

**labels** [list of str] Labels for the x axis

**determinant\_indices** [list of int or None, optional] If not None, the determinants will be based only on the indices given here. Default value: None.

**eigenvalue\_colors** [None or list of str] Colors for the eigenvalue decomposition. If None, default colors are used. Default value: None.

**bar\_colors** [None or list of str] Colors for the determinant bars. If None, default colors are used. Default value: None.

#### Returns

**figure** [Figure] Plot as Matplotlib Figure instance.

`madminer.plotting.plot_nd_morphing_basis_scatter` (*morpher*, *crange=(1.0, 100.0)*, *n\_test\_thetas=1000*)

Visualizes a morphing basis and morphing errors with scatter plots between each pair of operators.



### Parameters

- morpher** [PhysicsMorpher] PhysicsMorpher instance with defined basis.
- crange** [tuple of float, optional] Range (*min*, *max*) for the color map. Default value: (1. 100.).
- n\_test\_thetas** [int, optional] Number of random points evaluated. Default value: 1000.

### Returns

- figure** [Figure] Plot as Matplotlib Figure instance.

`madminer.plotting.plot_nd_morphing_basis_slices` (*morpher*, *crange*=(1.0, 100.0), *resolution*=50)

Visualizes a morphing basis and morphing errors with two-dimensional slices through parameter space.

### Parameters

- morpher** [PhysicsMorpher] PhysicsMorpher instance with defined basis.
- crange** [tuple of float, optional] Range (*min*, *max*) for the color map.
- resolution** [int, optional] Number of points per panel and axis for the rendering of the squared morphing weights. Default value: 50.

### Returns

- figure** [Figure] Plot as Matplotlib Figure instance.

`madminer.plotting.plot_uncertainty` (*filename*, *theta*, *observable*, *obs\_label*, *obs\_range*, *n\_bins*=50, *nuisance\_parameters*=None, *n\_events*=None, *n\_toys*=100, *linecolor*='black', *bandcolor1*='#CC002E', *bandcolor2*='orange', *ratio\_range*=(0.8, 1.2))

Plots absolute and relative uncertainty bands in a histogram of one observable in a MadMiner file.

### Parameters

- filename** [str] Filename of a MadMiner HDF5 file.
- theta** [ndarray, optional] Which parameter points to use for histogramming the data.
- observable** [str] Which observable to plot, given by its name in the MadMiner file.
- obs\_label** [str] x-axis label naming the observable.
- obs\_range** [tuple of two float] Range to be plotted for the observable.
- n\_bins** [int] Number of bins. Default value: 50.
- nuisance\_parameters** [None or list of int, optional] This can restrict which nuisance parameters are used to draw the uncertainty bands. Each entry of this list is the index of one nuisance parameter (same order as in the MadMiner file).
- n\_events** [None or int, optional] If not None, sets the number of events from the MadMiner file that will be analyzed and plotted. Default value: None.
- n\_toys** [int, optional] Number of toy nuisance parameter vectors used to estimate the systematic uncertainties. Default value: 100.
- linecolor** [str, optional] Line color for central prediction. Default value: "black".
- bandcolor1** [str, optional] Error band color for 1 sigma uncertainty. Default value: "#CC002E".
- bandcolor2** [str, optional] Error band color for 2 sigma uncertainty. Default value: "orange".
- ratio\_range** [tuple of two float] y-axis range for the plots of the ratio to the central prediction. Default value: (0.8, 1.2).

### Returns

**figure** [Figure] Plot as Matplotlib Figure instance.

---

madminer.sampling module

---

```
class madminer.sampling.SampleAugmenter (filename,      disable_morphing=False,      in-
                                         include_nuisance_parameters=True)
Bases: madminer.analysis.DataAnalyzer
```

Sampling / unweighting and data augmentation.

After the generated events have been analyzed and the observables and weights have been saved into a MadMiner file, for instance with *madminer.delphes.DelphesReader* or *madminer.lhe.LHEReader*, the next step is typically the generation of training and evaluation data for the machine learning algorithms. This generally involves two (related) tasks: unweighting, i.e. the creation of samples that do not carry individual weights but follow some distribution, and the extraction of the joint likelihood ratio and / or joint score (the “augmented data”).

After inializing *SampleAugmenter* with the filename of a MadMiner file, this is done with a single function call. Depending on the downstream inference algorithm, there are different possibilities:

- *SampleAugmenter.sample\_train\_plain()* creates plain training samples without augmented data.
- *SampleAugmenter.sample\_train\_local()* creates training samples for local methods based on the score, such as SALLY and SALLINO.
- *SampleAugmenter.sample\_train\_density()* creates training samples for non-local methods based on density estimation and the score, such as SCANDAL.
- *SampleAugmenter.sample\_train\_ratio()* creates training samples for non-local, ratio-based methods like RASCAL or ALICE.
- *SampleAugmenter.sample\_train\_more\_ratios()* does the same, but can extract joint ratios and scores at more parameter points. This additional information can be used efficiently in the setup with a “doubly parameterized” likelihood ratio estimator that models the dependence on both the numerator and denominator hypothesis.
- *SampleAugmenter.sample\_test()* creates evaluation samples for all methods.

Please see the tutorial for a walkthrough.

For the curious, let us explain these steps in a little bit more detail (assuming a morphing setup):

- The sample augmentation step starts from a set of events  $(x_i, z_i)$  together with corresponding weights for each morphing basis point  $\theta_b, p(x_i, z_i | \theta_b)$ .
- Morphing: Assume we want to generate data sampled from a parameter point  $\theta$ , which is not necessarily one of the basis points  $\theta_b$ . Using the morphing structure, the event weights for  $p(x_i, z_i | \theta)$  can be calculated. Note that the events (phase-space points)  $(x_i, z_i)$  are not changed, only their weights.
- Unweighting: For the machine learning part, such a weighted event sample is not practical. Instead we aim for an unweighted one, in which events can appear multiple times. If the user request  $N$  events (which can be larger than the original number of events in the MadGraph runs), SampleAugmenter will draw  $N$  samples  $(x_i, z_i)$  from the discrete distribution  $p(x_i, z_i | \theta)$ . In other words, it draws (with replacement)  $N$  of the original events from MadGraph, with probabilities given by the morphing setup before. This is similar to what `np.random.choice()` does.
- Augmentation: For each of the drawn samples, the morphing setup can be used to calculate the joint likelihood ratio and / or the joint score (this depends on which SampleAugmenter function is called).

### Parameters

**filename** [str] Path to MadMiner file (for instance the output of `madminer.delphe.DelphesProcessor.save()`).

**disable\_morphing** [bool, optional] If True, the morphing setup is not loaded from the file. Default value: False.

**include\_nuisance\_parameters** [bool, optional] If True, nuisance parameters are taken into account. Default value: True.

### Methods

<code>cross_sections(self, theta[, nu])</code>	Calculates the total cross sections for all specified thetas.
<code>event_loader(self[, start, end, batch_size, ...])</code>	Yields batches of events in the MadMiner file.
<code>sample_test(self, theta, n_samples[, nu, ...])</code>	Extracts evaluation samples $x \sim p(x \theta)$ without any augmented data.
<code>sample_train_density(self, theta, n_samples)</code>	Extracts training samples $x \sim p(x \theta)$ as well as the joint score $t(x, z \theta)$ , where $\theta$ is sampled from a prior.
<code>sample_train_local(self, theta, n_samples[, ...])</code>	Extracts training samples $x \sim p(x \theta)$ as well as the joint score $t(x, z \theta)$ .
<code>sample_train_more_ratios(self, theta0, ...)</code>	Extracts training samples $x \sim p(x \theta_0)$ and $x \sim p(x \theta_1)$ together with the class label $y$ , the joint likelihood ratio $r(x, z \theta_0, \theta_1)$ , and the joint score $t(x, z \theta_0)$ .
<code>sample_train_plain(self, theta, n_samples[, ...])</code>	Extracts plain training samples $x \sim p(x \theta)$ without any augmented data.
<code>sample_train_ratio(self, theta0, theta1, ...)</code>	Extracts training samples $x \sim p(x \theta_0)$ and $x \sim p(x \theta_1)$ together with the class label $y$ , the joint likelihood ratio $r(x, z \theta_0, \theta_1)$ , and, if morphing is set up, the joint score $t(x, z \theta_0)$ .
<code>weighted_events(self[, theta, nu, ...])</code>	Returns all events together with the benchmark weights (if $\theta$ is None) or weights for a given $\theta$ .

Continued on next page

Table 1 – continued from previous page

<code>xsec_gradients(self, thetas[, nus, events, ...])</code>	Returns the gradient of total cross sections with respect to parameters.
<code>xsecs(self[, thetas, nus, events, ...])</code>	Returns the total cross sections for benchmarks or parameter points.

**cross\_sections** (*self, theta, nu=None*)

Calculates the total cross sections for all specified thetas.

#### Parameters

**theta** [tuple] Tuple (type, value) that defines the parameter point or prior over parameter points at which the cross section is calculated. Pass the output of the functions *benchmark()*, *benchmarks()*, *morphing\_point()*, *morphing\_points()*, or *random\_morphing\_points()*.

**nu** [tuple or None, optional] Tuple (type, value) that defines the nuisance parameter point or prior over nuisance parameter points at which the cross section is calculated. Pass the output of the functions *benchmark()*, *benchmarks()*, *morphing\_point()*, *morphing\_points()*, or *random\_morphing\_points()*. Default value: None.

#### Returns

**thetas** [ndarray] Parameter points with shape  $(n\_thetas, n\_parameters)$  or  $(n\_thetas, n\_parameters + n\_nuisance\_parameters)$ .

**xsecs** [ndarray] Total cross sections in pb with shape  $(n\_thetas, )$ .

**xsec\_uncertainties** [ndarray] Statistical uncertainties on the total cross sections in pb with shape  $(n\_thetas, )$ .

**sample\_test** (*self, theta, n\_samples, nu=None, sample\_only\_from\_closest\_benchmark=False, folder=None, filename=None, test\_split=0.2, switch\_train\_test\_events=False, n\_processes=1, n\_eff\_forced=None*)

Extracts evaluation samples  $x \sim p(x|theta)$  without any augmented data.

#### Parameters

**theta** [tuple] Tuple (type, value) that defines the parameter point or prior over parameter points for the sampling. Pass the output of the functions *constant\_benchmark\_theta()*, *multiple\_benchmark\_thetas()*, *constant\_morphing\_theta()*, *multiple\_morphing\_thetas()*, or *random\_morphing\_thetas()*.

**n\_samples** [int] Total number of events to be drawn.

**nu** [None or tuple, optional] Tuple (type, value) that defines the nuisance parameter point or prior over parameter points for the sampling. Default value: None

**folder** [str or None] Path to the folder where the resulting samples should be saved (ndarrays in .npy format). Default value: None.

**filename** [str or None] Filenames for the resulting samples. A prefix such as 'x' or 'theta0' as well as the extension '.npy' will be added automatically. Default value: None.

**test\_split** [float or None, optional] Fraction of events reserved for the evaluation sample (that will not be used for any training samples). Default value: 0.2.

**switch\_train\_test\_events** [bool, optional] If True, this function generates a test sample from the events normally reserved for training samples. Default value: False.

**n\_processes** [None or int, optional] If None or larger than 1, MadMiner will use multiprocessing to parallelize the sampling. In this case, `n_workers` sets the number of jobs running in parallel, and None will use the number of CPUs. Default value: 1.

#### Returns

**x** [ndarray] Observables with shape  $(n\_samples, n\_observables)$ . The same information is saved as a file in the given folder.

**theta** [ndarray] Parameter points used for sampling with shape  $(n\_samples, n\_parameters)$ . The same information is saved as a file in the given folder.

**effective\_n\_samples** [int] Effective number of samples, defined as  $1/\max(\text{event\_probabilities})$ , where `event_probabilities` are the fractions of the cross section carried by each event.

**sample\_train\_density** (*self*, *theta*, *n\_samples*, *nu=None*, *sample\_only\_from\_closest\_benchmark=False*, *folder=None*, *filename=None*, *nuisance\_score='auto'*, *test\_split=0.2*, *switch\_train\_test\_events=False*, *n\_processes=1*, *n\_eff\_forced=None*)

Extracts training samples  $x \sim p(x|\theta)$  as well as the joint score  $t(x, \theta)$ , where  $\theta$  is sampled from a prior. This can be used for inference methods such as SCANDAL.

#### Parameters

**theta** [tuple] Tuple (type, value) that defines the numerator parameter point or prior over parameter points for the sampling. Pass the output of the functions `constant_benchmark_theta()`, `multiple_benchmark_thetas()`, `constant_morphing_theta()`, `multiple_morphing_thetas()`, or `random_morphing_thetas()`.

**n\_samples** [int] Total number of events to be drawn.

**nu** [None or tuple, optional] Tuple (type, value) that defines the nuisance parameter point or prior over parameter points for the sampling. Default value: None

**folder** [str or None] Path to the folder where the resulting samples should be saved (ndarrays in .npy format). Default value: None.

**filename** [str or None] Filenames for the resulting samples. A prefix such as 'x' or 'theta0' as well as the extension '.npy' will be added automatically. Default value: None.

**nuisance\_score** [bool or "auto", optional] If True, the score with respect to the nuisance parameters (at the default position) will also be calculated. If False, only the score with respect to the physics parameters is calculated. For "auto", the nuisance score will be calculated if a nuisance setup is defined. Default: True.

**test\_split** [float or None, optional] Fraction of events reserved for the evaluation sample (that will not be used for any training samples). Default value: 0.2.

**switch\_train\_test\_events** [bool, optional] If True, this function generates a training sample from the events normally reserved for test samples. Default value: False.

**n\_processes** [None or int, optional] If None or larger than 1, MadMiner will use multiprocessing to parallelize the sampling. In this case, `n_workers` sets the number of jobs running in parallel, and None will use the number of CPUs. Default value: 1.

**n\_eff\_forced** [float, optional] If not None, MadMiner will require the relative weights of the events to be smaller than  $1/n\_eff\_forced$  and ignore other events. This can help to reduce statistical effects caused by a small number of events with very large weights obtained by the morphing procedure. Default value: None

#### Returns

**x** [ndarray] Observables with shape  $(n\_samples, n\_observables)$ . The same information is saved as a file in the given folder.

**theta** [ndarray] Parameter points used for sampling (and evaluation of the joint score) with shape  $(n\_samples, n\_parameters)$ . The same information is saved as a file in the given folder.

**t\_xz** [ndarray] Joint score evaluated at theta with shape  $(n\_samples, n\_parameters)$ . The same information is saved as a file in the given folder.

**effective\_n\_samples** [int] Effective number of samples, defined as  $1/\max(\text{event\_probabilities})$ , where event\_probabilities are the fractions of the cross section carried by each event.

**sample\_train\_local** (*self*, *theta*, *n\_samples*, *nu=None*, *sample\_only\_from\_closest\_benchmark=False*, *folder=None*, *filename=None*, *nuisance\_score='auto'*, *test\_split=0.2*, *switch\_train\_test\_events=False*, *n\_processes=1*, *log\_message=True*, *n\_eff\_forced=None*)

Extracts training samples  $x \sim p(x|\theta)$  as well as the joint score  $t(x, z|\theta)$ . This can be used for inference methods such as SALLY and SALLINO.

### Parameters

**theta** [tuple] Tuple (type, value) that defines the parameter point for the sampling. This is also where the score is evaluated. Pass the output of the functions *constant\_benchmark\_theta()* or *constant\_morphing\_theta()*.

**n\_samples** [int] Total number of events to be drawn.

**nu** [None or tuple, optional] Tuple (type, value) that defines the nuisance parameter point or prior over parameter points for the sampling. Default value: None

**folder** [str or None] Path to the folder where the resulting samples should be saved (ndarrays in .npy format). Default value: None.

**filename** [str or None] Filenames for the resulting samples. A prefix such as 'x' or 'theta0' as well as the extension '.npy' will be added automatically. Default value: None.

**nuisance\_score** [bool or "auto", optional] If True, the score with respect to the nuisance parameters (at the default position) will also be calculated. If False, only the score with respect to the physics parameters is calculated. For "auto", the nuisance score will be calculated if a nuisance setup is defined. Default: True.

**test\_split** [float or None, optional] Fraction of events reserved for the evaluation sample (that will not be used for any training samples). Default value: 0.2.

**switch\_train\_test\_events** [bool, optional] If True, this function generates a training sample from the events normally reserved for test samples. Default value: False.

**n\_processes** [None or int, optional] If None or larger than 1, MadMiner will use multiprocessing to parallelize the sampling. In this case, *n\_workers* sets the number of jobs running in parallel, and None will use the number of CPUs. Default value: 1.

**log\_message** [bool, optional] If True, logging output. This option is only designed for internal use.

**n\_eff\_forced** [float, optional] If not None, MadMiner will require the relative weights of the events to be smaller than  $1/n\_eff\_forced$  and ignore other events. This can help to reduce statistical effects caused by a small number of events with very large weights obtained by the morphing procedure. Default value: None

### Returns

**x** [ndarray] Observables with shape  $(n\_samples, n\_observables)$ . The same information is saved as a file in the given folder.

**theta** [ndarray] Parameter points used for sampling (and evaluation of the joint score) with shape  $(n\_samples, n\_parameters)$ . The same information is saved as a file in the given folder.

**t\_xz** [ndarray] Joint score evaluated at theta with shape  $(n\_samples, n\_parameters + n\_nuisance\_parameters)$  (if `nuisance_score` is `True`) or  $(n\_samples, n\_parameters)$ . The same information is saved as a file in the given folder.

**effective\_n\_samples** [int] Effective number of samples, defined as  $1/\max(\text{event\_probabilities})$ , where `event_probabilities` are the fractions of the cross section carried by each event.

**sample\_train\_more\_ratios** (*self*, *theta0*, *theta1*, *n\_samples*, *nu0=None*, *nu1=None*, *sample\_only\_from\_closest\_benchmark=False*, *folder=None*, *filename=None*, *additional\_thetas=None*, *nuisance\_score='auto'*, *test\_split=0.2*, *switch\_train\_test\_events=False*, *n\_processes=1*, *n\_eff\_forced=None*)

Extracts training samples  $x \sim p(x|\theta_0)$  and  $x \sim p(x|\theta_1)$  together with the class label  $y$ , the joint likelihood ratio  $r(x, z|\theta_0, \theta_1)$ , and the joint score  $t(x, z|\theta_0)$ . This information can be used in inference methods such as CARL, ROLR, CASCAL, and RASCAL.

With the keyword *additional\_thetas*, this function allows to extract joint ratios and scores at more parameter points than just *theta0* and *theta1*. This additional information can be used efficiently in the setup with a “doubly parameterized” likelihood ratio estimator that models the dependence on both the numerator and denominator hypothesis.

### Parameters

**theta0** : Tuple (type, value) that defines the numerator parameter point or prior over parameter points for the sampling. Pass the output of the functions *constant\_benchmark\_theta()*, *multiple\_benchmark\_thetas()*, *constant\_morphing\_theta()*, *multiple\_morphing\_thetas()*, or *random\_morphing\_thetas()*.

**theta1** : Tuple (type, value) that defines the denominator parameter point or prior over parameter points for the sampling. Pass the output of the functions *constant\_benchmark\_theta()*, *multiple\_benchmark\_thetas()*, *constant\_morphing\_theta()*, *multiple\_morphing\_thetas()*, or *random\_morphing\_thetas()*.

**n\_samples** [int] Total number of events to be drawn.

**nu0** [None or tuple, optional] Tuple (type, value) that defines the numerator nuisance parameter point or prior over parameter points for the sampling. Default value: None

**nu1** [None or tuple, optional] Tuple (type, value) that defines the denominator nuisance parameter point or prior over parameter points for the sampling. Default value: None

**folder** [str or None] Path to the folder where the resulting samples should be saved (ndarrays in .npy format). Default value: None.

**filename** [str or None] Filenames for the resulting samples. A prefix such as ‘x’ or ‘theta0’ as well as the extension ‘.npy’ will be added automatically. Default value: None.

**additional\_thetas** [list of tuple or None] list of tuples (*type*, *value*) that defines additional theta points at which ratio and score are evaluated, and which are then used to create additional training data points. These can be efficiently used only in the “doubly parameterized” setup where a likelihood ratio estimator models the dependence of the likelihood ratio on both the numerator and denominator hypothesis. Pass the output



of the helper functions *constant\_benchmark\_theta()*, *multiple\_benchmark\_thetas()*, *constant\_morphing\_theta()*, *multiple\_morphing\_thetas()*, or *random\_morphing\_thetas()*. Default value: None.

**nuisance\_score** [bool or “auto”, optional] If True, the score with respect to the nuisance parameters (at the default position) will also be calculated. If False, only the score with respect to the physics parameters is calculated. For “auto”, the nuisance score will be calculated if a nuisance setup is defined. Default: True.

**test\_split** [float or None, optional] Fraction of events reserved for the evaluation sample (that will not be used for any training samples). Default value: 0.2.

**switch\_train\_test\_events** [bool, optional] If True, this function generates a training sample from the events normally reserved for test samples. Default value: False.

**n\_processes** [None or int, optional] If None or larger than 1, MadMiner will use multiprocessing to parallelize the sampling. In this case, *n\_workers* sets the number of jobs running in parallel, and None will use the number of CPUs. Default value: 1.

**n\_eff\_forced** [float, optional] If not None, MadMiner will require the relative weights of the events to be smaller than  $1/n\_eff\_forced$  and ignore other events. This can help to reduce statistical effects caused by a small number of events with very large weights obtained by the morphing procedure. Default value: None

## Returns

**x** [ndarray] Observables with shape  $(n\_samples, n\_observables)$ . The same information is saved as a file in the given folder.

**theta0** [ndarray] Numerator parameter points with shape  $(n\_samples, n\_parameters)$ . The same information is saved as a file in the given folder.

**theta1** [ndarray] Denominator parameter points with shape  $(n\_samples, n\_parameters)$ . The same information is saved as a file in the given folder.

**y** [ndarray] Class label with shape  $(n\_samples, n\_parameters)$ .  $y=0$  (1) for events sample from the numerator (denominator) hypothesis. The same information is saved as a file in the given folder.

**r\_xz** [ndarray] Joint likelihood ratio with shape  $(n\_samples,)$ . The same information is saved as a file in the given folder.

**t\_xz** [ndarray] Joint score evaluated at theta0 with shape  $(n\_samples, n\_parameters)$ . The same information is saved as a file in the given folder.

**effective\_n\_samples** [int] Effective number of samples, defined as  $1/\max(\text{event\_probabilities})$ , where *event\_probabilities* are the fractions of the cross section carried by each event.

**sample\_train\_plain** (*self*, *theta*, *n\_samples*, *nu=None*, *sample\_only\_from\_closest\_benchmark=False*, *folder=None*, *filename=None*, *test\_split=0.2*, *switch\_train\_test\_events=False*, *n\_processes=1*, *n\_eff\_forced=None*, *suppress\_logging=False*)

Extracts plain training samples  $x \sim p(x|\theta)$  without any augmented data. This can be use for standard inference methods such as ABC, histograms of observables, or neural density estimation techniques. It can also be used to create validation or calibration samples.

## Parameters

**theta** [tuple] Tuple (type, value) that defines the parameter point or prior over parameter points for the sampling. Pass the output of the functions *constant\_benchmark\_theta()*,

*multiple\_benchmark\_thetas()*, *constant\_morphing\_theta()*, *multiple\_morphing\_thetas()*, or *random\_morphing\_thetas()*.

- n\_samples** [int] Total number of events to be drawn.
- nu** [None or tuple, optional] Tuple (type, value) that defines the nuisance parameter point or prior over parameter points for the sampling. Default value: None
- folder** [str or None] Path to the folder where the resulting samples should be saved (ndarrays in .npy format). Default value: None.
- filename** [str or None] Filenames for the resulting samples. A prefix such as 'x' or 'theta0' as well as the extension '.npy' will be added automatically. Default value: None.
- test\_split** [float or None, optional] Fraction of events reserved for the evaluation sample (that will not be used for any training samples). Default value: 0.2.
- switch\_train\_test\_events** [bool, optional] If True, this function generates a training sample from the events normally reserved for test samples. Default value: False.
- n\_processes** [None or int, optional] If None or larger than 1, MadMiner will use multiprocessing to parallelize the sampling. In this case, n\_workers sets the number of jobs running in parallel, and None will use the number of CPUs. Default value: 1.
- n\_eff\_forced** [float, optional] If not None, MadMiner will require the relative weights of the events to be smaller than 1/n\_eff\_forced and ignore other events. This can help to reduce statistical effects caused by a small number of events with very large weights obtained by the morphing procedure. Default value: None

#### Returns

- x** [ndarray] Observables with shape (*n\_samples*, *n\_observables*). The same information is saved as a file in the given folder.
- theta** [ndarray] Parameter points used for sampling with shape (*n\_samples*, *n\_parameters*). The same information is saved as a file in the given folder.
- effective\_n\_samples** [int] Effective number of samples, defined as  $1/\max(\text{event\_probabilities})$ , where event\_probabilities are the fractions of the cross section carried by each event.

**sample\_train\_ratio** (*self*, *theta0*, *theta1*, *n\_samples*, *nu0*=None, *nu1*=None, *sample\_only\_from\_closest\_benchmark*=False, *folder*=None, *filename*=None, *nuisance\_score*='auto', *test\_split*=0.2, *switch\_train\_test\_events*=False, *n\_processes*=1, *return\_individual\_n\_effective*=False, *n\_eff\_forced*=None)

Extracts training samples  $x \sim p(x|\theta_0)$  and  $x \sim p(x|\theta_1)$  together with the class label  $y$ , the joint likelihood ratio  $r(x, z|\theta_0, \theta_1)$ , and, if morphing is set up, the joint score  $t(x, z|\theta_0)$ . This information can be used in inference methods such as CARL, ROLR, CASCAL, and RASCAL.

#### Parameters

- theta0** [tuple] Tuple (type, value) that defines the numerator parameter point or prior over parameter points for the sampling. Pass the output of the functions *constant\_benchmark\_theta()*, *multiple\_benchmark\_thetas()*, *constant\_morphing\_theta()*, *multiple\_morphing\_thetas()*, or *random\_morphing\_thetas()*.
- theta1** [tuple] Tuple (type, value) that defines the denominator parameter point or prior over parameter points for the sampling. Pass the output of the functions *constant\_benchmark\_theta()*, *multiple\_benchmark\_thetas()*, *constant\_morphing\_theta()*, *multiple\_morphing\_thetas()*, or *random\_morphing\_thetas()*.
- n\_samples** [int] Total number of events to be drawn.

- nu0** [None or tuple, optional] Tuple (type, value) that defines the numerator nuisance parameter point or prior over parameter points for the sampling. Default value: None
- nu1** [None or tuple, optional] Tuple (type, value) that defines the denominator nuisance parameter point or prior over parameter points for the sampling. Default value: None
- folder** [str or None] Path to the folder where the resulting samples should be saved (ndarrays in .npy format). Default value: None.
- filename** [str or None] Filenames for the resulting samples. A prefix such as 'x' or 'theta0' as well as the extension '.npy' will be added automatically. Default value: None.
- nuisance\_score** [bool or "auto", optional] If True, the score with respect to the nuisance parameters (at the default position) will also be calculated. If False, only the score with respect to the physics parameters is calculated. For "auto", the nuisance score will be calculated if a nuisance setup is defined. Default: True.
- test\_split** [float or None, optional] Fraction of events reserved for the evaluation sample (that will not be used for any training samples). Default value: 0.2.
- switch\_train\_test\_events** [bool, optional] If True, this function generates a training sample from the events normally reserved for test samples. Default value: False.
- n\_processes** [None or int, optional] If None or larger than 1, MadMiner will use multiprocessing to parallelize the sampling. In this case, n\_workers sets the number of jobs running in parallel, and None will use the number of CPUs. Default value: 1.
- n\_eff\_forced** [float, optional] If not None, MadMiner will require the relative weights of the events to be smaller than 1/n\_eff\_forced and ignore other events. This can help to reduce statistical effects caused by a small number of events with very large weights obtained by the morphing procedure. Default value: None

## Returns

- x** [ndarray] Observables with shape  $(n\_samples, n\_observables)$ . The same information is saved as a file in the given folder.
- theta0** [ndarray] Numerator parameter points with shape  $(n\_samples, n\_parameters)$ . The same information is saved as a file in the given folder.
- theta1** [ndarray] Denominator parameter points with shape  $(n\_samples, n\_parameters)$ . The same information is saved as a file in the given folder.
- y** [ndarray] Class label with shape  $(n\_samples, n\_parameters)$ .  $y=0$  (1) for events sample from the numerator (denominator) hypothesis. The same information is saved as a file in the given folder.
- r\_xz** [ndarray] Joint likelihood ratio with shape  $(n\_samples,)$ . The same information is saved as a file in the given folder.
- t\_xz** [ndarray or None] If morphing is set up, the joint score evaluated at theta0 with shape  $(n\_samples, n\_parameters)$ . The same information is saved as a file in the given folder. If morphing is not set up, None is returned (and no file is saved).
- effective\_n\_samples** [int] Effective number of samples, defined as  $1/\max(\text{event\_probabilities})$ , where event\_probabilities are the fractions of the cross section carried by each event.

`madminer.sampling.benchmark` (*benchmark\_name*)

Utility function to be used as input to various SampleAugmenter functions, specifying a single parameter benchmark.

## Parameters

**benchmark\_name** [str] Name of the benchmark (as in *madminer.core.MadMiner.add\_benchmark*)

#### Returns

**output** [tuple] Input to various SampleAugmenter functions

`madminer.sampling.benchmarks` (*benchmark\_names*)

Utility function to be used as input to various SampleAugmenter functions, specifying multiple parameter benchmarks.

#### Parameters

**benchmark\_names** [list of str] List of names of the benchmarks (as in *madminer.core.MadMiner.add\_benchmark*)

#### Returns

**output** [tuple] Input to various SampleAugmenter functions

`madminer.sampling.combine_and_shuffle` (*input\_filenames*, *output\_filename*, *k\_factors=None*, *overwrite\_existing\_file=True*)

Combines multiple MadMiner files into one, and shuffles the order of the events.

Note that this function assumes that all samples are generated with the same setup, including identical benchmarks (and thus morphing setup). If it is used with samples with different settings, there will be wrong results! There are no explicit cross checks in place yet!

#### Parameters

**input\_filenames** [list of str] List of paths to the input MadMiner files.

**output\_filename** [str] Path to the combined MadMiner file.

**k\_factors** [float or list of float, optional] Multiplies the weights in *input\_filenames* with a universal factor (if *k\_factors* is a float) or with independent factors (if it is a list of float). Default value: None.

**overwrite\_existing\_file** [bool, optional] If True and if the output file exists, it is overwritten. Default value: True.

#### Returns

None

`madminer.sampling.iid_nuisance_parameters` (*shape='gaussian'*, *param0=0.0*, *param1=1.0*)

Utility function to be used as input to various SampleAugmenter functions, specifying that nuisance parameters are fixed at their nominal values.

#### Parameters

**prior** [tuple] Prior for all nuisance parameters with form (*prior\_shape*, *prior\_param\_0*, *prior\_param\_1*). Currently, the supported *prior\_shapes* are *flat*, in which case the two other parameters are the lower and upper bound of the flat prior, and *gaussian*, in which case they are the mean and standard deviation of a Gaussian.

#### Returns

**output** [tuple] Input to various SampleAugmenter functions

`madminer.sampling.morphing_point` (*theta*)

Utility function to be used as input to various SampleAugmenter functions, specifying a single parameter point *theta* in a morphing setup.

#### Parameters

**theta** [ndarray or list] Parameter point with shape  $(n\_parameters,)$

#### Returns

**output** [tuple] Input to various SampleAugmenter functions

`madminer.sampling.morphing_points(thetas)`

Utility function to be used as input to various SampleAugmenter functions, specifying multiple parameter points *theta* in a morphing setup.

#### Parameters

**thetas** [ndarray or list of lists or list of ndarrays] Parameter points with shape  $(n\_thetas, n\_parameters)$

#### Returns

**output** [tuple] Input to various SampleAugmenter functions

`madminer.sampling.nominal_nuisance_parameters()`

Utility function to be used as input to various SampleAugmenter functions, specifying that nuisance parameters are fixed at their nominal values.

#### Returns

**output** [tuple] Input to various SampleAugmenter functions

`madminer.sampling.random_morphing_points(n_thetas, priors)`

Utility function to be used as input to various SampleAugmenter functions, specifying random parameter points sampled from a prior in a morphing setup.

#### Parameters

**n\_thetas** [int] Number of parameter points to be sampled

**priors** [list of tuples] Priors for each parameter is characterized by a tuple of the form  $(prior\_shape, prior\_param\_0, prior\_param\_1)$ . Currently, the supported prior\_shapes are *flat*, in which case the two other parameters are the lower and upper bound of the flat prior, and *gaussian*, in which case they are the mean and standard deviation of a Gaussian.

#### Returns

**output** [tuple] Input to various SampleAugmenter functions



## CHAPTER 15

---

### Indices and tables

---

- `genindex`
- `modindex`
- `search`





### m

- `madminer.analysis`, [17](#)
- `madminer.core`, [21](#)
- `madminer.delphes`, [29](#)
- `madminer.fisherinformation`, [35](#)
- `madminer.lhe`, [43](#)
- `madminer.limits`, [51](#)
- `madminer.ml`, [53](#)
- `madminer.plotting`, [73](#)
- `madminer.sampling`, [79](#)



## A

`add_benchmark()` (*madminer.core.MadMiner method*), 22  
`add_cut()` (*madminer.delphes.DelphesReader method*), 30  
`add_cut()` (*madminer.lhe.LHEReader method*), 44  
`add_default_observables()` (*madminer.delphes.DelphesReader method*), 30  
`add_default_observables()` (*madminer.lhe.LHEReader method*), 44  
`add_efficiency()` (*madminer.lhe.LHEReader method*), 45  
`add_estimator()` (*madminer.ml.Ensemble method*), 57  
`add_observable()` (*madminer.delphes.DelphesReader method*), 31  
`add_observable()` (*madminer.lhe.LHEReader method*), 46  
`add_observable_from_function()` (*madminer.delphes.DelphesReader method*), 32  
`add_observable_from_function()` (*madminer.lhe.LHEReader method*), 46  
`add_parameter()` (*madminer.core.MadMiner method*), 22  
`add_sample()` (*madminer.delphes.DelphesReader method*), 32  
`add_sample()` (*madminer.lhe.LHEReader method*), 47  
`analyse_delphes_samples()` (*madminer.delphes.DelphesReader method*), 33  
`analyse_samples()` (*madminer.lhe.LHEReader method*), 47  
`asymptotic_p_value()` (*madminer.limits.AsymptoticLimits method*), 51  
`AsymptoticLimits` (class in *madminer.limits*), 51

## B

`benchmark()` (in module *madminer.sampling*), 87  
`benchmarks()` (in module *madminer.sampling*), 88

## C

`calculate_fisher_information()` (*madminer.ml.DoubleParameterizedRatioEstimator method*), 54  
`calculate_fisher_information()` (*madminer.ml.Ensemble method*), 57  
`calculate_fisher_information()` (*madminer.ml.Estimator method*), 60  
`calculate_fisher_information()` (*madminer.ml.LikelihoodEstimator method*), 62  
`calculate_fisher_information()` (*madminer.ml.ParameterizedRatioEstimator method*), 64  
`calculate_fisher_information()` (*madminer.ml.ScoreEstimator method*), 67  
`calculate_fisher_information_full_detector()` (*madminer.fisherinformation.FisherInformation method*), 36  
`calculate_fisher_information_full_truth()` (*madminer.fisherinformation.FisherInformation method*), 37  
`calculate_fisher_information_hist1d()` (*madminer.fisherinformation.FisherInformation method*), 38  
`calculate_fisher_information_hist2d()` (*madminer.fisherinformation.FisherInformation method*), 38  
`calculate_fisher_information_nuisance_constraints()` (*madminer.fisherinformation.FisherInformation method*), 39  
`calculate_fisher_information_rate()` (*madminer.fisherinformation.FisherInformation method*), 39  
`combine_and_shuffle()` (in module *madminer.sampling*), 88  
`cross_sections()` (*madminer.sampling.SampleAugmenter method*), 81

## D

DataAnalyzer (class in *madminer.analysis*), 17  
 DelphesReader (class in *madminer.delphes*), 29  
 DoubleParameterizedRatioEstimator (class in *madminer.ml*), 53

## E

Ensemble (class in *madminer.ml*), 55  
 Estimator (class in *madminer.ml*), 60  
 evaluate() (*madminer.ml.DoubleParameterizedRatioEstimator* method), 54  
 evaluate() (*madminer.ml.Estimator* method), 60  
 evaluate() (*madminer.ml.LikelihoodEstimator* method), 62  
 evaluate() (*madminer.ml.ParameterizedRatioEstimator* method), 64  
 evaluate() (*madminer.ml.ScoreEstimator* method), 67  
 evaluate\_log\_likelihood() (*madminer.ml.DoubleParameterizedRatioEstimator* method), 54  
 evaluate\_log\_likelihood() (*madminer.ml.Ensemble* method), 58  
 evaluate\_log\_likelihood() (*madminer.ml.Estimator* method), 60  
 evaluate\_log\_likelihood() (*madminer.ml.LikelihoodEstimator* method), 62  
 evaluate\_log\_likelihood() (*madminer.ml.ParameterizedRatioEstimator* method), 65  
 evaluate\_log\_likelihood() (*madminer.ml.ScoreEstimator* method), 67  
 evaluate\_log\_likelihood\_ratio() (*madminer.ml.DoubleParameterizedRatioEstimator* method), 54  
 evaluate\_log\_likelihood\_ratio() (*madminer.ml.Ensemble* method), 58  
 evaluate\_log\_likelihood\_ratio() (*madminer.ml.Estimator* method), 60  
 evaluate\_log\_likelihood\_ratio() (*madminer.ml.LikelihoodEstimator* method), 62  
 evaluate\_log\_likelihood\_ratio() (*madminer.ml.ParameterizedRatioEstimator* method), 65  
 evaluate\_log\_likelihood\_ratio() (*madminer.ml.ScoreEstimator* method), 67  
 evaluate\_score() (*madminer.ml.DoubleParameterizedRatioEstimator* method), 54  
 evaluate\_score() (*madminer.ml.Ensemble* method), 59  
 evaluate\_score() (*madminer.ml.Estimator* method), 60

evaluate\_score() (*madminer.ml.LikelihoodEstimator* method), 63  
 evaluate\_score() (*madminer.ml.ParameterizedRatioEstimator* method), 65  
 evaluate\_score() (*madminer.ml.ScoreEstimator* method), 67  
 event\_loader() (*madminer.analysis.DataAnalyzer* method), 17  
 expected\_limits() (*madminer.limits.AsymptoticLimits* method), 51

## F

FisherInformation (class in *madminer.fisherinformation*), 35

## H

histogram\_of\_fisher\_information() (*madminer.fisherinformation.FisherInformation* method), 40  
 histogram\_of\_sigma\_dsigma() (*madminer.fisherinformation.FisherInformation* method), 41

## I

iid\_nuisance\_parameters() (in module *madminer.sampling*), 88

## L

LHEReader (class in *madminer.lhe*), 43  
 LikelihoodEstimator (class in *madminer.ml*), 61  
 load() (*madminer.core.MadMiner* method), 23  
 load() (*madminer.ml.Ensemble* method), 59  
 load() (*madminer.ml.Estimator* method), 61  
 load() (*madminer.ml.ScoreEstimator* method), 68  
 load\_estimator() (in module *madminer.ml*), 69

## M

MadMiner (class in *madminer.core*), 21  
 madminer.analysis (module), 17  
 madminer.core (module), 21  
 madminer.delphes (module), 29  
 madminer.fisherinformation (module), 35  
 madminer.lhe (module), 43  
 madminer.limits (module), 51  
 madminer.ml (module), 53  
 madminer.plotting (module), 73  
 madminer.sampling (module), 79  
 morphing\_point() (in module *madminer.sampling*), 88  
 morphing\_points() (in module *madminer.sampling*), 89

## N

`nominal_nuisance_parameters()` (in module `madminer.sampling`), 89

## O

`observed_limits()` (`madminer.limits.AsymptoticLimits` method), 52

## P

`ParameterizedRatioEstimator` (class in `madminer.ml`), 64

`plot_2d_morphing_basis()` (in module `madminer.plotting`), 73

`plot_distribution_of_information()` (in module `madminer.plotting`), 73

`plot_distributions()` (in module `madminer.plotting`), 74

`plot_fisher_information_contours_2d()` (in module `madminer.plotting`), 75

`plot_fisherinfo_barplot()` (in module `madminer.plotting`), 76

`plot_nd_morphing_basis_scatter()` (in module `madminer.plotting`), 76

`plot_nd_morphing_basis_slices()` (in module `madminer.plotting`), 77

`plot_uncertainty()` (in module `madminer.plotting`), 77

`profile_information()` (in module `madminer.fisherinformation`), 41

`project_information()` (in module `madminer.fisherinformation`), 42

## R

`random_morphing_points()` (in module `madminer.sampling`), 89

`reset_cuts()` (`madminer.delphes.DelphesReader` method), 33

`reset_cuts()` (`madminer.lhe.LHEReader` method), 47

`reset_efficiencies()` (`madminer.lhe.LHEReader` method), 47

`reset_observables()` (`madminer.delphes.DelphesReader` method), 33

`reset_observables()` (`madminer.lhe.LHEReader` method), 47

`run()` (`madminer.core.MadMiner` method), 23

`run_delphes()` (`madminer.delphes.DelphesReader` method), 33

`run_multiple()` (`madminer.core.MadMiner` method), 24

## S

`sample_test()` (`madminer.sampling.SampleAugmenter` method),

81

`sample_train_density()` (`madminer.sampling.SampleAugmenter` method), 82

`sample_train_local()` (`madminer.sampling.SampleAugmenter` method), 83

`sample_train_more_ratios()` (`madminer.sampling.SampleAugmenter` method), 84

`sample_train_plain()` (`madminer.sampling.SampleAugmenter` method), 85

`sample_train_ratio()` (`madminer.sampling.SampleAugmenter` method), 86

`SampleAugmenter` (class in `madminer.sampling`), 79

`save()` (`madminer.core.MadMiner` method), 25

`save()` (`madminer.delphes.DelphesReader` method), 33

`save()` (`madminer.lhe.LHEReader` method), 47

`save()` (`madminer.ml.Ensemble` method), 59

`save()` (`madminer.ml.Estimator` method), 61

`save()` (`madminer.ml.ScoreEstimator` method), 68

`ScoreEstimator` (class in `madminer.ml`), 66

`set_acceptance()` (`madminer.delphes.DelphesReader` method), 34

`set_benchmarks()` (`madminer.core.MadMiner` method), 26

`set_met_noise()` (`madminer.lhe.LHEReader` method), 47

`set_morphing()` (`madminer.core.MadMiner` method), 26

`set_nuisance()` (`madminer.ml.ScoreEstimator` method), 68

`set_parameters()` (`madminer.core.MadMiner` method), 27

`set_smearing()` (`madminer.lhe.LHEReader` method), 48

`set_systematics()` (`madminer.core.MadMiner` method), 27

## T

`TheresAGoodReasonThisDoesntWork`, 69

`train()` (`madminer.ml.DoubleParameterizedRatioEstimator` method), 54

`train()` (`madminer.ml.Estimator` method), 61

`train()` (`madminer.ml.LikelihoodEstimator` method), 63

`train()` (`madminer.ml.ParameterizedRatioEstimator` method), 65

`train()` (`madminer.ml.ScoreEstimator` method), 68

`train_all()` (`madminer.ml.Ensemble` method), 59

`train_one()` (`madminer.ml.Ensemble` method), 59

## W

`weighted_events()` (*madminer.analysis.DataAnalyzer method*), [18](#)

## X

`xsec_gradients()` (*madminer.analysis.DataAnalyzer method*), [18](#)

`xsecs()` (*madminer.analysis.DataAnalyzer method*), [19](#)